

# GAGGENAU

Catálogo Base 2025

COD-30012025

EB 333 Oven - 400 Series Ovens



## EB 333 oven



- Oven
  - Stainless steel
  - Width 36" (90 cm)
  - One-piece front-hinged door with 3 mm precision crafted stainless steel front door panel
  - Cushioned door opening and closing system
  - Diagonally positioned light sources for optimal interior lighting
  - Pyrolytic system
  - 17 heating methods with core temperature probe, rotisserie spit and baking stone function
  - Automatic programs
  - Core temperature probe with estimation of cooking time
- Convection fan rotates in both directions for ideal heat distribution
  - TFT touch display
  - Panel-free appliance with control module behind glass
  - Electronic temperature control from 85°F - 550°F
  - Net volume 3.6 cu.ft.
  - Home Connect™
  - Star-K certified

**EB 333 611**  
stainless steel, 36" (90 cm)

- Drop-down door



### Included accessories

- 1 baking tray, enamelled pyrolysis-safe
- 1 rotisserie spit
- 1 wire rack
- 1 broiling tray with wire rack
- 1 plug-in core temperature probe

## 400 series ovens



- 400 series oven
  - Stainless steel-backed full glass door
  - Width 30" (76 cm)
  - Controls on top Handleless door / automatic door opening / door opening via voice assistant possible
  - Pyrolysis system
  - 17 heating methods, with rotisserie spit, roaster and baking stone function
  - Automatic programs
  - Core temperature probe with estimation of cooking time
- TFT touch display
  - Electronic temperature control from 85°F to 550°F
  - Net volume 4.5 cu.ft.
  - Home Connect™
  - Star-K certified

**BO 480 613**  
stainless steel, 30" (76 cm), right-hinged

**BO 481 613**  
stainless steel, 30" (76 cm), left-hinged

Note: Side-hinge doors are not reversible.



### Included accessories

- 1 baking tray, pyrolysis-safe enamel
- 1 rotisserie spit
- 1 wire rack
- 1 broiling tray with wire rack
- 1 plug-in core temperature probe

**BO 480 613**

- Top controls
- Right-hinged

**BO 481 613**

- Top controls
- Left-hinged



## 400 series ovens



- 400 series oven
  - Stainless steel-backed full glass door
  - Width 24" (60 cm)
  - Controls on top
  - Handleless door / automatic door opening / door opening via voice assistant possible
  - Pyrolysis system
  - 13 heating methods, with core temperature probe and baking stone function
  - Automatic programs
  - Core temperature probe with estimation of cooking time
- TFT touch display
  - Electronic temperature control from 85°F to 550°F
  - Net volume 3.2 cu.ft.
  - Home Connect™
  - Star-K certified

### Included accessories

- 1 baking tray, pyrolysis-safe enamel
- 1 wire rack
- 1 broiling tray with wire rack
- 1 plug-in core temperature probe

**BO 450 612**  
stainless steel, 24" (60 cm), right-hinged

**BO 451 612**  
stainless steel, 24" (60 cm), left-hinged

Note: Side-hinge doors are not reversible.



- BO 450 612**
- Top controls
  - Right-hinged

- BO 451 612**
- Top controls
  - Left-hinged

## 400 series Combi-steam ovens



- 400 series Combi-steam oven
  - Stainless steel-backed full glass door
  - Width 30" (76 cm)
  - Controls at the bottom
  - Handleless door / automatic door opening / door opening via voice assistant possible
  - Fixed inlet and outlet water connection
  - Cleaning system, fully automatic
  - Large cavity
  - 2 LED light sources
  - External steam generation
  - Steaming without pressure
  - Convection from 85°F 450°F at variable humidity levels of 0%, 30%, 60%, 80% or 100%
  - Sous-vide cooking with accurate temperature regulation
  - Full surface broil element behind glass ceramic, combinable with convection up to 450 °F and steam
  - Automatic programs
- Core temperature probe with estimation of cooking time
  - Convection fan rotates in both directions for ideal heat distribution
  - TFT touch display
  - Centralized controls for easy use and intuitive operation
  - Electronic temperature control from 85°F 450°F
  - Net volume 2.1 cu.ft.
  - Home Connect™
  - Star-K certified

### Included accessories

- 1 Cooking container, stainless steel, perforated
- 1 Cooking container, stainless steel, unperforated
- 1 wire rack
- 1 plug-in core temperature probe
- 1 outlet hose (118") on the appliance, interior diameter 1<sup>3</sup>/<sub>16</sub>" (the water connection is the same as for the dishwasher)
- 1 water inlet hose, 118" long (3 m)
- 4 cleaning cartridges

**BS 484 612**  
stainless steel, 30" (76 cm), right-hinged

**BS 485 612**  
stainless steel, 30" (76 cm), left-hinged

Note: Side-hinge doors are not reversible.

Required accessory: Part No 170 024 90, Descaling tablets, set of 4



- BS 484 612**
- Bottom controls
  - Right-hinged
  - Plumbed with drain
  - No electrical appliances can be installed above the Combi-steam oven

- BS 485 612**
- Bottom controls
  - Left-hinged
  - Plumbed with drain
  - No electrical appliances can be installed above the Combi-steam oven



- 400 series Combi-steam oven
  - Stainless steel-backed full glass door
  - Width 24" (60 cm)
  - Controls at the top
  - Handleless door / automatic door opening / door opening via voice assistant possible
  - Fixed inlet and outlet water connection
  - Cleaning system, fully automatic
  - Large cavity
  - 2 LED light sources
  - External steam generation
  - Steaming without pressure
  - Convection from 85°F 450°F at variable humidity levels of 0%, 30%, 60%, 80% or 100%
  - Sous-vide cooking with accurate temperature regulation
  - Full surface broil element behind glass ceramic, combinable with convection up to 450 °F and steam
  - Automatic programs
- Core temperature probe with estimation of cooking time
  - Convection fan rotates in both directions for ideal heat distribution
  - TFT touch display
  - Centralized controls for easy use and intuitive operation
  - Electronic temperature control from 85°F 450°F
  - Net volume 2.1 cu.ft.
  - Home Connect™
  - Star-K certified

### Included accessories

- 1 Cooking container, stainless steel, perforated
- 1 Cooking container, stainless steel, unperforated
- 1 wire rack
- 1 plug-in core temperature probe
- 1 outlet hose (118") on the appliance, interior diameter 1<sup>3</sup>/<sub>16</sub>" (the water connection is the same as for the dishwasher)
- 1 water inlet hose, 118"
- 4 cleaning cartridges

**BS 470 612**  
stainless steel, 24" (60 cm), right-hinged

**BS 471 612**  
stainless steel, 24" (60 cm), left-hinged

Note: Side-hinge doors are not reversible.

Required accessory: Part No 170 024 90, Descaling tablets, set of 4



- BS 470 612**
- Top controls
  - Right-hinged
  - Plumbed with drain
  - No electrical appliances can be installed above the Combi-steam oven

- BS 471 612**
- Top controls
  - Left-hinged
  - Plumbed with drain
  - No electrical appliances can be installed above the Combi-steam oven

## 400 series Combi-steam ovens



- 400 series Combi-steam oven
  - Stainless steel-backed full glass door
  - Width 24" (60 cm)
  - Controls at the bottom
  - Handleless door / automatic door opening / door opening via voice assistant possible
  - Fixed inlet and outlet water connection
  - Cleaning system, fully automatic
  - Large cavity
  - 2 LED light sources
  - External steam generation
  - Steaming without pressure
  - Convection from 85°F 450°F at variable humidity levels of 0%, 30%, 60%, 80% or 100%
  - Sous-vide cooking with accurate temperature regulation
  - Full surface broil element behind glass ceramic, combinable with convection up to 450 °F and steam
  - Automatic programs
  - Core temperature probe with estimation of cooking time
  - Convection fan rotates in both directions for ideal heat distribution
  - TFT touch display
  - Centralized controls for easy use and intuitive operation
  - Electronic temperature control from 85°F 450°F
  - Net volume 2.1 cu.ft.
  - Home Connect™
  - Star-K certified
- Included accessories**
- 1 Cooking container, stainless steel, perforated
  - 1 Cooking container, stainless steel, unperforated
  - 1 wire rack
  - 1 plug-in core temperature probe
  - 1 outlet hose (118") on the appliance, interior diameter 1<sup>3</sup>/<sub>16</sub>" (the water connection is the same as for the dishwasher)
  - 1 water inlet hose, 118"
  - 4 cleaning cartridges

**BS 474 612**  
stainless steel, 24" (60 cm), right-hinged

**BS 475 612**  
stainless steel, 24" (60 cm), left-hinged

Note: Side-hinge doors are not reversible.

Required accessory: Part No 170 024 90, Descaling tablets, set of 4



**BS 474 612**

- Bottom controls
- Right-hinged
- Plumbed with drain
- No electrical appliances can be installed above the Combi-steam oven

**BS 475 612**

- Bottom controls
- Left-hinged
- Plumbed with drain
- No electrical appliances can be installed above the Combi-steam oven

## 400 series Combi-microwave ovens



- 400 series Combi-microwave oven
- Stainless steel-backed full glass door
- Width 30" (76 cm)
- Controls at the bottom
- Handleless door/automatic door opening
- Single operation and combination of microwave, grill and oven
- Sequential operation of up to five modes including programming of combined operation and rest time
- TFT touch display
- Centralized controls for easy use and intuitive operation
- Electronic temperature control
- Net volume 1.3 cu.ft.
- Star-K certified

**Included accessories**

- 1 combination wire rack
- 1 glass tray

**BM 484 710**  
stainless steel, 30" (76 cm), right-hinged

**BM 485 710**  
stainless steel, 30" (76 cm), left-hinged

Note: Side-hinge doors are not reversible.

Required accessory: Part No 170 024 90, Descaling tablets, set of 4



**BM 484 710**

- Bottom controls
- Right-hinged

**BM 485 710**

- Bottom controls
- Left-hinged



- 400 series Combi-microwave oven
- Stainless steel-backed full glass door
- Width 24" (60 cm)
- Controls on top
- Handleless door/automatic door opening
- Single operation and combination of microwave, grill and oven
- Sequential operation of up to five modes including programming of combined operation and rest time
- TFT touch display
- Centralized controls for easy use and intuitive operation
- Electronic temperature control
- Net volume 1.3 cu.ft.
- Star-K certified

**Included accessories**

- 1 combination wire rack
- 1 glass tray

**BM 450 710**  
stainless steel, 24" (60 cm), right-hinged

**BM 451 710**  
stainless steel, 24" (60 cm), left-hinged

Note: Side-hinge doors are not reversible.

Required accessory: Part No 170 024 90, Descaling tablets, set of 4



**BM 450 710**

- Top controls
- Right-hinged

**BM 451 710**

- Top controls
- Left-hinged

## 400 series espresso machines



- 400 series plumbed, fully automatic espresso machine
  - Stainless steel-backed full glass door
  - Width 24" (60 cm)
  - Controls on top
  - Handleless door / automatic door opening
  - Fixed inlet and outlet water connection
  - Continuous flow heater means no waiting time and constant brewing temperature
  - Aroma brewing technology for a full aroma
  - Single portion cleaning
  - TFT touch display
  - Centralized controls for easy use and intuitive operation
- One-touch operation
  - Personalization function
  - Seven light settings
  - Electronic fill level control for milk, water and coffee to ensure a perfect result
  - Home Connect™

**CM 470 712**  
stainless steel, 24" (60 cm), left-hinged

- Plumbed, fixed water connection and drain.
- Left-hinged only
- Plumbed with drain
- Home Connect



### Included accessories

- 1 assembly screws
- 1 scoop
- 1 water hardness test strip
- 1 milk container (insulated) 17 oz. (0.5 liters)
- 1 connection hose for milk frother
- 1 milk tube
- 1 bean container with lid



- 400 series non-plumbed, fully automatic espresso machine
  - Stainless steel-backed full glass door
  - Width 24" (60 cm)
  - Controls on top
  - Handleless door / automatic door opening
  - Continuous flow heater means no waiting time and constant brewing temperature
  - Aroma brewing technology for a full aroma
  - Single portion cleaning
  - TFT touch display
  - Centralized controls for easy use and intuitive operation
- One-touch operation
  - Personalization function
  - Seven light settings
  - Electronic fill level control for milk, water and coffee to ensure a perfect result
  - Home Connect™

**CM 450 712**  
stainless steel, 24" (60 cm), left-hinged

- Left-hinged only
- Water tank
- Home Connect



### Included accessories

- 1 measuring spoon
- 1 assembly screws
- 1 milk container 17 oz. (0.5 liters)
- 1 water hardness test strip
- 1 connection hose for milk frother
- 1 milk tube
- 1 bean container with lid

## 400 series vacuuming drawers



- 400 series vacuuming drawer
  - Stainless steel-backed glass front
  - Width 24" (60 cm), Height 8 3/16" (21 cm)
  - Integrable in 8 3/16" high cut-out
  - Hygienic stainless steel vacuuming chamber, applicable height up to 8 3/16"
  - 3 vacuuming levels for vacuuming in the chamber, max. 99%
  - 3 vacuuming levels for vacuuming outside the chamber, max. 90%
  - Automatic connection recognition for vacuuming outside the chamber
- Handleless drawer
  - Cushioned closing system
  - Net volume 0.25 cu.ft.

**DV 463 710**  
stainless steel, 24" (60 cm), height 8 3/16" (21 cm)

- Vacuuming chamber size same as DV 461 710

### Included accessories

- 1 vacuuming bag, small (50 pcs.)
- 1 vacuuming bag, big (50 pcs.)
- 1 raised vacuuming platform
- 1 adapter for vacuuming outside the chamber
- 1 vacuuming hose
- 1 adapter for bottle plugs
- 3 plugs for vacuuming of bottles



- 400 series vacuuming drawer
  - Stainless steel-backed glass front
  - Width 24" (60 cm), Height 5 1/2" (14 cm)
  - Integrable in 5 1/2" high cut-out
  - Hygienic stainless steel vacuuming chamber, applicable height up to 3 5/32"
  - 3 vacuuming levels for vacuuming in the chamber, max. 99%
  - 3 vacuuming levels for vacuuming outside the chamber, max. 90%
  - Automatic connection recognition for vacuuming outside the chamber
- Handleless drawer
  - Cushioned closing system
  - Net volume 0.25 cu.ft.

**DV 461 710**  
stainless steel, 24" (60 cm), height 5 1/2" (14 cm)

- Vacuuming chamber size same as DV 463 710

### Included accessories

- 1 vacuuming bag, small (50 pcs.)
- 1 vacuuming bag, big (50 pcs.)
- 1 raised vacuuming platform
- 1 adapter for vacuuming outside the chamber
- 1 vacuuming hose
- 1 adapter for bottle plugs
- 3 plugs for vacuuming of bottles

## 400 series warming drawers



- 400 series warming drawer
- Stainless steel-backed glass front
- Width 30" (76 cm), Height 8 3/16" (21 cm)
- Handleless warming drawer
- Bright interior light
- Cushioned closing system
- Hygienic stainless steel interior with glass bottom
- 4 temperature levels ranging from 100°F – 175°F
- Also for preparing and cooking meals
- Net volume 1.3 cu.ft.

**WS 482 710**  
stainless steel, 30" (76 cm), height 8 3/16" (21 cm)



- 400 series warming drawer
- Stainless steel-backed glass front
- Width 24" (60 cm), Height 5 3/8" (14 cm)
- Handleless warming drawer
- Bright interior light
- Cushioned closing system
- Hygienic stainless steel interior with glass bottom
- 4 temperature levels ranging from 100°F – 175°F
- Also for preparing and cooking meals
- Net volume 0.75 cu.ft.

**WS 461 710**  
stainless steel, 24" (60 cm), height 5 3/8" (14 cm)



- 400 series warming drawer
- Stainless steel-backed glass front
- Width 24" (60 cm), Height 8 3/16" (21 cm)
- Handleless warming drawer
- Perfect for a side-by-side combination of 30" single oven and 24" Combi-steam oven, Combi-microwave oven or a 24" espresso machine
- Bright interior light
- Cushioned closing system
- Hygienic stainless steel interior with glass bottom
- 4 temperature levels ranging from 100°F – 175°F
- Also for preparing and cooking meals
- Net volume 1.0 cu.ft.

**WS 463 710**  
stainless steel, 24" (60 cm), height 8 3/16" (21 cm)



200 Series Ovens





## 200 series Combi-microwave oven



- 200 series Combi-microwave oven
- Full glass door in Gaggenau Metallic
- Width 24" (60 cm)
- Controls on top
- Flush installation
- Single operation and combination of microwave, grill and oven
- Sequential operation of up to five modes including programming of combined operation and rest time
- TFT touch display
- Electronic temperature
- Star-K certified

### Included accessories

- 1 combination wire rack
- 1 glass tray

**BMP 250 710**  
metallic, 24" (60 cm), right-hinged

**BMP 251 710**  
metallic, 24" (60 cm), left-hinged

Note: Side-hinge doors are not reversible.



- BMP 250 710**
- Top controls
  - Right-hinged
  - Flush mount with handle

- BMP 251 710**
- Top controls
  - Left-hinged
  - Flush mount with handle

## 200 series espresso machine



- 200 series fully automatic espresso machine
- Glass front in Gaggenau Metallic
- Width 24" (60 cm)
- Controls on top
- Flush installation
- Handleless door/cushioned door closing system
- Continuous flow heater means no waiting time and constant brewing temperature
- Aroma brewing technology for a full aroma
- Single portion cleaning
- TFT touch display
- One-touch operation
- Personalization function
- Seven light settings
- Electronic fill level control for milk, water and coffee to ensure a perfect result

### Included accessories

- 1 measuring spoon
- 1 assembly screws
- 1 milk container 17 oz. (0.5 liters)
- 1 water hardness test strip
- 1 connection hose for milk frother
- 1 milk tube

**CMP 250 711**  
metallic, left-hinged, 24" (60 cm)

- Left-hinged only
- Water tank
- Flush mount

## 200 series warming drawer








- 200 series warming drawer
- Glass front in Gaggenau Metallic
- Width 24" (60 cm), Height 5 1/2" (14 cm)
- Flush installation
- Handleless drawer
- Push-to-open system
- Hygienic stainless steel interior with glass bottom
- 4 temperature levels ranging 100°F - 175°F
- Keeps food and drinks warm, also for preparing and cooking meals
- Net volume 0.7 cu.ft.



**WSP 221 710**  
metallic, 24" (60 cm), height 5 1/2" (14 cm)

- Flush mounted
- Handleless push-to-open

## Oven accessories

	EB 333	BO 450/1 ovens 24"	BX/BO 480/1 ovens 30"	BS Combi-steam oven 24"/30"	DV vacuuming drawer	BOP ovens 24"	BMP ovens	
 <ul style="list-style-type: none"> <li>- Pull-out system for 30" single/double oven</li> <li>- Fully extendable telescopic rails and enameled cast iron frame</li> </ul>	•	•						<b>BA 018 165</b> <ul style="list-style-type: none"> <li>- For use with select 30" (76 cm) ovens</li> <li>- Fully extendable telescopic rails and enamelled cast-iron frame</li> <li>- Wire rack included</li> </ul>
 <ul style="list-style-type: none"> <li>- Pull-out system for 24" oven</li> <li>- Fully extendable telescopic rails and enameled cast iron frame</li> </ul>		•				•		<b>BA 016 165</b>
 <ul style="list-style-type: none"> <li>- Baking tray, enameled</li> <li>- 1" deep, for use with 30" oven.</li> </ul>	•		•					<b>BA 028 115</b> <ul style="list-style-type: none"> <li>- For select 30" (76 cm) ovens</li> <li>- Enameled finish</li> <li>- Depth is 1"</li> <li>- This item has model numbers of BA 028 113 and BA 028 115</li> </ul>
 <ul style="list-style-type: none"> <li>- Baking tray, enameled</li> <li>- 5/16" deep, for use with 24" oven</li> </ul>		•				•		<b>BA 026 115</b> <ul style="list-style-type: none"> <li>- For select 24" (60 cm) ovens</li> <li>- Enamelled finish, beveled front edge</li> <li>- 18.1" x 14.4" x 1"</li> <li>- Compatible with Pull-Out Rail System BA 016 103 and BA 016 105 (Part No. 00 468 416)</li> </ul>
 <ul style="list-style-type: none"> <li>- Wire rack, chromium-plated, for use with 30" oven</li> <li>- Without opening, with feet</li> </ul>	•		•					<b>BA 038 165</b> <ul style="list-style-type: none"> <li>- For use with select 30" (76 cm) ovens</li> <li>- Chromium plated</li> <li>- Without opening, with feet</li> </ul>
 <ul style="list-style-type: none"> <li>- Wire rack, chromium-plated, for use with 24" oven</li> <li>- Without opening, with feet.</li> </ul>		•				•		<b>BA 036 165</b> <ul style="list-style-type: none"> <li>- For use with select 24" (60 cm) ovens</li> <li>- Chrome-plated</li> <li>- Without opening, with feet</li> </ul>
 <ul style="list-style-type: none"> <li>- Heating element for baking stone for 30" single/double oven</li> </ul>	•		•					<b>BA 058 115</b> <ul style="list-style-type: none"> <li>- For select 30" (76 cm) ovens</li> <li>- Bakes items on baking stone evenly</li> <li>- Heats up to 572 degrees Fahrenheit</li> <li>- For baking stone kit (includes stone, wire rack and paddle) order Part No. 00574698, for baking stone only order Part No. 00144834, for wire rack to hold baking stone order Part No. 00687356, for pizza paddle only order Part No. 00097367</li> </ul>



## Oven accessories

	EB 333	BO 450/1 ovens 24"	BX/BO 480/1 ovens 30"	BS Combi-steam oven 24"/30"	DV vacuuming drawer	BOP ovens 24"	BMP ovens	
 <ul style="list-style-type: none"> <li>- Heating element for baking stone for 24" single oven</li> </ul>		•				•		<b>BA 056 115</b> <ul style="list-style-type: none"> <li>- For select 24" (60 cm) ovens</li> <li>- Bakes items on baking stone evenly</li> <li>- For baking stone only order Part No. 00141402, for wire rack to hold baking stone order Part No. 00672989, for baking stone kit order Part No. 00468251, for pizza paddle order Part No. 00097367</li> </ul>
 <ul style="list-style-type: none"> <li>- Baking stone, for use with 30" oven</li> <li>- Incl. baking stone support and pizza peel (heating element must be ordered separately). Cannot be used in combination with pull-out system.</li> </ul>	•		•					<b>BA 058 133</b> <ul style="list-style-type: none"> <li>- For select 30" (76 cm) ovens - not to be used with pull-out rail system</li> <li>- Creates the perfect crust on pizza and bread</li> <li>- Includes baking stone, wire rack and pizza paddle</li> <li>- For heating element order Part No. 00574647, for pizza paddle order Part No. 00097367</li> </ul>
 <ul style="list-style-type: none"> <li>- Baking stone, for use with 24" oven</li> <li>- Incl. baking stone support and pizza peel (heating element must be ordered separately). Cannot be used in combination with pull-out system.</li> </ul>		•				•		<b>BA 056 133</b> <ul style="list-style-type: none"> <li>- For use with select 24" (60 cm) ovens, not to be used with the Pull-Out Rail System</li> <li>- Baking stone bakes pizza, bread and other items evenly</li> <li>- Includes baking stone, wire rack support for stone and 1 pizza paddle</li> <li>- For heating element, please order Part No. 00672990</li> </ul>
 <ul style="list-style-type: none"> <li>- Pizza peel, set of 2</li> </ul>	•	•	•			•		<b>BS 020 002</b> <ul style="list-style-type: none"> <li>- Sturdy pizza paddles with large surface area</li> <li>- Ideal for removing baked goods (such as pizza and bread) out of your oven</li> <li>- Made of wood</li> <li>- Each paddle is approximately 12" wide and 0.25" thick</li> <li>- For 1 pizza paddle, order Part No. 00097367</li> </ul>
 <ul style="list-style-type: none"> <li>- Gastronorm roaster in cast aluminum</li> <li>- GN 2/3, height 6 ½" (165 mm), non-stick For roasting in oven with roasting function</li> <li>- Lower and upper part can also be used separately, height 4" (100 mm) and 2 ½" (65 mm)</li> <li>- For ovens with heating element BA 056 115 or BA 058 115 and pull-out system BA 016 or BA 018 (both to be ordered separately) and for Combi-steam oven with GN 010 330 adapter and pull-out system BA 010 301 (both to be ordered separately)</li> </ul>	•	•	•	•		•		<b>GN 340 230</b> <ul style="list-style-type: none"> <li>- For roasting in ovens and steam ovens</li> <li>- Lid and roasting dish can be used separately to cook 2 dishes</li> <li>- Non-stick, cast aluminum</li> <li>- Gastronorm 2/3, roaster height 4", lid height 2.5"</li> <li>- Wire rack support for this roaster sold separately (Part No. 17003109)</li> </ul>






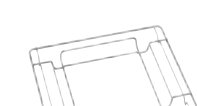

## Oven accessories

	EB 333	BO 450/1 ovens 24"	BX/BO 480/1 ovens 30"	BS Combi-steam oven 24"/30"	DV vacuuming drawer	BOP ovens 24"	BMP ovens	
 <ul style="list-style-type: none"> <li>- Broil pan, enameled</li> <li>- With feet and rotisserie spit attachment, 9/16" deep, for use with 30" oven</li> </ul>	•		•					<p><b>Part No. 17001373</b></p> <p>See Cleaners &amp; Accessories Price List</p> <ul style="list-style-type: none"> <li>- For select 30" (76 cm) ovens</li> <li>- Enameled finish</li> <li>- Contains feet and rotisserie spit attachment</li> <li>- Depth is 1"</li> </ul>
 <ul style="list-style-type: none"> <li>- Broil pan, enameled</li> <li>- 1" deep, for use with 24" oven</li> </ul>		•				•		<p><b>BA 226 105</b></p> <ul style="list-style-type: none"> <li>- For select 24" (60 cm) ovens</li> <li>- Enameled finish</li> <li>- Depth is 1"</li> </ul>
 <ul style="list-style-type: none"> <li>- Glass tray for 24" BO / BOP ovens and 24"/30" BS ovens</li> <li>- 1" deep</li> </ul>		•	•	•		•		<p><b>BA 046 117</b></p> <ul style="list-style-type: none"> <li>- Depth is 1"</li> <li>- Heavy-duty, fully transparent</li> </ul>
 <ul style="list-style-type: none"> <li>- Stainless steel knobs with black coating</li> </ul>	•							<p><b>BA 090 100</b></p> <ul style="list-style-type: none"> <li>- Black control knobs for EB 333 oven</li> <li>- Set of 2</li> </ul>

## Combi-steam oven accessories

	EB 333	BO 450/1 ovens 24"	BX/BO 480/1 ovens 30"	BS Combi-steam oven 24"/30"	DV vacuuming drawer	BOP ovens 24"	BSP ovens	BMP ovens	
 <ul style="list-style-type: none"> <li>- Gastronorm insert, stainless steel</li> <li>- 1 1/2" deep, GN 2/3, full tray size</li> <li>- Unperforated, 3 qt.</li> <li>- Must order GN 010 330 adapter separately</li> </ul>				•			•		<p><b>GN 114 230</b></p> <ul style="list-style-type: none"> <li>- For use in select steam ovens</li> <li>- Unperforated, stainless steel pan</li> <li>- Gastronorm size 2/3, 1.5" (40 mm) depth</li> <li>- For the full-size perforated pan, order Part No. 00357307</li> </ul>
 <ul style="list-style-type: none"> <li>- Gastronorm insert, stainless steel</li> <li>- 1 1/2" deep, GN 2/3, full tray size</li> <li>- Perforated, 3 qt.</li> <li>- Must order GN 114 130 adapter separately</li> </ul>				•			•		<p><b>GN 124 230</b></p> <ul style="list-style-type: none"> <li>- For use with select steam ovens</li> <li>- Perforated, stainless steel pan</li> <li>- Gastronorm size 2/3, 1.5" (40 mm) depth</li> <li>- For full size unperforated pan, order Part No. 00358656</li> </ul>


## Combi-steam oven accessories

	EB 333	BO 450/1 ovens 24"	BX/BO 480/1 ovens 30"	BS Combi-steam oven 24"/30"	DV vacuuming drawer	BOP ovens 24"	BSP ovens	BMP ovens	
 <ul style="list-style-type: none"> <li>- Triple telescopic pull-out rack</li> <li>- For Combi-steam oven</li> <li>- Can be used with any of the cooking containers, glass tray, or adapter</li> </ul>				•					<p><b>BA 010 301</b></p> <ul style="list-style-type: none"> <li>- Triple telescopic pull-out rack system for select comb-steam ovens</li> <li>- Safely pull out heavy dishes with ease</li> </ul>
 <ul style="list-style-type: none"> <li>- Combi-Steam cooking container, stainless steel, unperforated, 1 1/8" (40 mm) deep, 5 qt.</li> </ul>				•					<p><b>BA 020 361</b></p>
 <ul style="list-style-type: none"> <li>- Large Combi-steam oven pan, non-stick, unperforated, 1 1/8" (40 mm) deep, 5 qt.</li> </ul>				•					<p><b>BA 020 381</b></p>
 <ul style="list-style-type: none"> <li>- Cooking container, stainless steel, perforated</li> <li>- 1 1/8" (40 mm) deep</li> <li>- 5 qt.</li> </ul>				•					<p><b>BA 020 370</b></p> <ul style="list-style-type: none"> <li>- For use with select steam ovens</li> <li>- Perforated, stainless steel pan</li> <li>- Gastronorm size 2/3, 1.5" (40 mm) depth</li> <li>- For full size unperforated pan, order Part No. 17003099</li> </ul>
 <ul style="list-style-type: none"> <li>- Cooking container, non-stick, unperforated</li> <li>- 1 1/8" (40 mm) deep</li> <li>- 5 qt.</li> </ul>				•					<p><b>BA 020 390</b></p> <ul style="list-style-type: none"> <li>- For select steam ovens</li> <li>- Perforated, non-stick finish</li> <li>- Gastronorm 2/3, 1.5" (40 mm) depth</li> <li>- For full size unperforated pan, order Part No. 17003101</li> </ul>
 <ul style="list-style-type: none"> <li>- Adapter for gastronorm insert and GN 340 230 roaster</li> <li>- For use in Combi-steam ovens,</li> </ul>				•					<p><b>GN 010 330</b></p> <ul style="list-style-type: none"> <li>- Wire rack to support roaster GN340230 (Part No. 00570316)</li> <li>- Roaster with lid sold separately, please order Part No. 00570316</li> </ul>
 <ul style="list-style-type: none"> <li>- Glass tray for 24"/30" BS ovens</li> <li>- 1" deep</li> <li>- Can also be used with 24" BO and BOP ovens.</li> </ul>		•	•	•		•			<p><b>BA 046 117</b></p> <ul style="list-style-type: none"> <li>- Depth is 1"</li> <li>- Heavy-duty, fully transparent</li> </ul>



## Combi-steam oven accessories

	EB 333	BO 450/1 ovens 24"	BX/BO 480/1 ovens 30"	BS Combi-steam oven 24"/30"	DV vacuuming drawer	BOP ovens 24"	BSP ovens	BMP ovens	
 <ul style="list-style-type: none"> <li>- Gastronorm roaster in cast aluminum</li> <li>- GN 2/3, height 6 ½" (165 mm), non-stick For roasting in oven with roasting function</li> <li>- Lower and upper part can also be used separately, height 4" (100 mm) and 2 ½" (65 mm)</li> <li>- For ovens with heating element BA 056 115 or BA 058 115 and pull-out system BA 016 or BA 018 (both to be ordered separately) and for Combi-steam oven with GN 010 330 adapter and pull-out system BA 010 301 (both to be ordered separately)</li> </ul>	•	•	•	•		•	•		<p><b>GN 340 230</b></p> <hr/> <ul style="list-style-type: none"> <li>- For roasting in ovens and steam ovens</li> <li>- Lid and roasting dish can be used separately to cook 2 dishes</li> <li>- Non-stick, cast aluminum</li> <li>- Gastronorm 2/3, roaster height 4", lid height 2.5"</li> <li>- Wire rack support for this roaster sold separately (Part No. 17003109)</li> </ul>
 <ul style="list-style-type: none"> <li>- Gastronorm insert, stainless steel</li> <li>- 1 ½" deep, GN 1/3, half tray size</li> <li>- Unperforated, 1.5 qt.</li> <li>- Must order GN 114 130 adapter separately</li> </ul>				•			•		<p><b>GN 114 130</b></p> <hr/> <ul style="list-style-type: none"> <li>- Unperforated, stainless steel pan</li> <li>- Dishwasher safe</li> <li>- Gastronorm size 1/3, 1.5" (40 mm) depth</li> <li>- For the half size perforated pan, order Part No. 00571634</li> </ul>
 <ul style="list-style-type: none"> <li>- Gastronorm insert, stainless steel</li> <li>- 1 ½" deep, GN 1/3, half tray size</li> <li>- Perforated, 1.5 qt.</li> <li>- Must order GN 114 130 adapter separately</li> </ul>				•			•		<p><b>GN 124 130</b></p> <hr/> <ul style="list-style-type: none"> <li>- Perforated, stainless steel pan</li> <li>- Dishwasher safe</li> <li>- Gastronorm size 1/3, 1.5" (40 mm) depth</li> <li>- For the half size unperforated pan, order Part No. 00677877</li> </ul>
 <ul style="list-style-type: none"> <li>- Cleaning cartridges, set of 4</li> <li>- For Combi-steam oven</li> </ul>				•					<p><b>CLS 10 040</b></p> <hr/> <ul style="list-style-type: none"> <li>- For select Combi-steam ovens that have a cleaning system and fixed water connection</li> <li>- Removes dirt and other residues, clean your oven with this cleaning cartridge 4 times a year (use 1 cartridge per cleaning)</li> <li>- To descale your steam oven, please order descaling cartridges (Part No. 00311768)</li> </ul>
 <ul style="list-style-type: none"> <li>- Descaling tablets, set of 4</li> <li>- For Combi-steam ovens</li> </ul>				•					<p><b>Part No.17002490</b></p> <p><b>See Cleaners &amp; Accessories Price List</b></p> <hr/> <ul style="list-style-type: none"> <li>- For use with select Combi-steam ovens</li> <li>- Place tablets into the descaling container in the oven when the oven indicates that descaling is needed, then activate the descaling process</li> </ul>
 <ul style="list-style-type: none"> <li>- Extension for water inlet and outlet</li> <li>- 7.2" long (2 m)</li> </ul>				•					<p><b>GZ 010 011</b></p> <hr/>

## Combi-steam oven accessories

	EB 333	BO 450/1 ovens 24"	BX/BO 480/1 ovens 30"	BS Combi-steam oven 24"/30"	DV vacuuming drawer	BOP ovens 24"	BSP ovens	BMP ovens	
 <ul style="list-style-type: none"> <li>- Wire rack</li> </ul>				•					<p><b>Part No.17003108</b> See Cleaners &amp; Accessories Price List</p> <hr/> <ul style="list-style-type: none"> <li>- For use with select Combi-steam ovens</li> <li>- Contains feet, does not have an opening in the rack</li> <li>- This item has a model number of BA 030 300</li> </ul>

## Vacuuming drawer accessories

	EB 333	BO 450/1 ovens 24"	BX/BO 480/1 ovens 30"	BS Combi-steam oven 24"/30"	DV vacuuming drawer	BOP ovens 24"	BMP ovens	
 <ul style="list-style-type: none"> <li>- Vacuum Bags (Small)</li> <li>- 7.1" x 11", 100 pcs.</li> </ul>					•			<p><b>Part No. 00578813</b> See Cleaners &amp; Accessories Price List</p> <hr/> <ul style="list-style-type: none"> <li>- For use with select vacuum drawers - please check for compatibility with your applia</li> <li>- 7.1" x 11"</li> <li>- 100 bags</li> <li>- To purchase large bags, order Part No. 00578814</li> <li>- To purchase bottle caps for use with your vacuum drawer, order Part No. 00639043</li> </ul>
 <ul style="list-style-type: none"> <li>- Vacuum Bags (Large)</li> <li>- 9.5" x 13.8", 100 pcs.</li> </ul>					•			<p><b>Part No. 00578814</b> See Cleaners &amp; Accessories Price List</p> <hr/> <ul style="list-style-type: none"> <li>- For use with select vacuum drawers</li> <li>- 9.5" x 13.8"</li> <li>- 100 bags</li> <li>- To purchase medium bags, order Part No. 00578813</li> <li>- To purchase bottle caps for use with your vacuum drawer, order Part No. 00639043</li> </ul>

Vario Cooktops





## 400 series Vario cooktops



- Vario 400 series full surface induction cooktop
  - Stainless steel frame
  - Black glass ceramic
  - Width 36" (90 cm)
  - One large cooking surface
  - Free positioning of up to 6 items of cookware
  - All sizes and formats of cookware can be used
  - TFT touch display for an intuitive control of all functions
  - Cooking sensor function for temperature control in pots
  - Professional cooking functions
  - Max. power output of up to 5,500 W for large cookware
  - Precision-crafted 3 mm stainless steel
  - For surface mounting with a visible edge or for flush mounting
  - Can be perfectly combined with other Vario 400 series appliances
  - Home Connect™
- Included accessories**
- 1 Cooking sensor for temperature regulation.

**CX 492 611**  
stainless steel frame, 36" (90 cm)

- May be combined with other Varios



- Vario 400 series full surface induction cooktop
  - Stainless steel frame
  - Black glass ceramic
  - Width 30" (80 cm)
  - One large cooking surface
  - Free positioning of up to 5 items of cookware
  - All sizes and formats of cookware can be used
  - TFT touch display for an intuitive control of all functions
  - Cooking sensor function for temperature control in pots
  - Professional cooking functions
  - Max. power output of up to 5,500 W for large cookware
  - Precision-crafted 3 mm stainless steel
  - For surface-mounting with a visible edge or for flush mounting
  - Can be combined with other Vario 400 series appliances
  - Home Connect™
- Included accessories**
- 1 Cooking sensor for temperature regulation in pots.

**CX 482 611**  
stainless steel frame, 30" (80 cm)

- May be combined with other Varios



- Vario 400 series full surface induction cooktop
  - Stainless steel frame
  - Gray glass ceramic
  - Width 36" (90 cm)
  - One large cooking surface
  - Free positioning of up to 6 items of cookware
  - All sizes and formats of cookware can be used
  - TFT touch display for an intuitive control of all functions
  - Cooking sensor function for temperature control in pots
  - Professional cooking functions
  - Max. power output of up to 5,500 W for large cookware
  - Precision-crafted 3 mm stainless steel
  - For surface mounting with a visible edge or for flush mounting
  - Can be perfectly combined with other Vario 400 series appliances
  - Home Connect™
- Included accessories**
- 1 Cooking sensor for temperature regulation.

**CX 492 612**  
gray glass ceramic  
stainless steel frame, 36" (90 cm)

- May be combined with other Varios



- Vario 400 series full surface induction cooktop
  - Stainless steel frame
  - Gray glass ceramic
  - Width 30" (80 cm)
  - One large cooking surface
  - Free positioning of up to 5 items of cookware
  - All sizes and formats of cookware can be used
  - TFT touch display for an intuitive control of all functions
  - Cooking sensor function for temperature control in pots
  - Professional cooking functions
  - Max. power output of up to 5,500 W for large cookware
  - Precision-crafted 3 mm stainless steel
  - For surface-mounting with a visible edge or for flush mounting
  - Can be combined with other Vario 400 series appliances
  - Home Connect™
- Included accessories**
- 1 Cooking sensor for temperature regulation in pots.

**CX 482 612**  
gray glass ceramic  
stainless steel frame, 30" (80 cm)

- May be combined with other Varios



## 400 series Vario cooktops



- Vario 400 series gas cooktop
- Stainless steel
- Width 36" (90 cm)
- Natural gas
- Five multi-ring burners with up to 59,700 BTU
- Full electronic power regulation on 12 levels
- Precise and reproducible flame size
- Automatic quick ignition, electronic flame monitoring with automatic re-ignition
- Simmer function for cooking on a very low output level
- Solid smooth-surface cast-iron pan supports
- Solid stainless steel control knobs
- Precision-crafted 3 mm stainless steel
- For surface mounting with a visible edge or for flush mounting
- Can be combined with other Vario 400 series products

#### Included accessories

- 1 wok attachment ring

**VG 491 211CA**  
stainless steel frame, 36" (90 cm)

For conversion to LP gas, LP kit (Part No. 10004447) must be ordered.

- May be combined with other Vario 400 series



## 400 series Vario cooktops



- Vario 400 series gas wok
  - Stainless steel
  - Width 15" (38 cm)
  - Natural gas
  - Three-ring burner with 18,800 BTU
  - Full electronic power regulation on 12 levels
  - Precise and reproducible flame regulation
  - Automatic ignition, electronic flame monitoring with automatic re-ignition
  - Simmer function for cooking on a very low output level
  - Solid stainless steel control knob
  - Precision-crafted 3 mm stainless steel
  - For surface mounting with a visible edge or for flush mounting
  - Can be combined with other Vario 400 series products
- Included accessories**
- 1 wok attachment ring

**VG 415 211CA**  
stainless steel frame, 15" (38 cm)

For conversion to LP gas, LP kit (Part No. 10004445) must be ordered.

If using a VL 414 712 downdraft ventilation, please ensure this appliance is placed in-between two downdrafts.

- Cannot be vented in recirculation



- Vario 400 series gas cooktop
- Stainless steel
- Width 15" (38 cm)
- Natural gas
- Two multi-ring burners up to 13,600 BTU
- Full electronic power level regulation on 12 levels
- Precise and reproducible flame size
- Automatic ignition, electronic flame monitoring with automatic re-ignition
- Simmer function for cooking on a very low output level
- Solid stainless steel control knobs
- Precision-crafted 3 mm stainless steel
- For surface mounting with a visible edge or for flush mounting
- Can be combined with other Vario 400 series products

**VG 425 211CA**  
stainless steel frame, 15" (38 cm)

For conversion to LP gas, LP kit (Part No. 10004446) must be ordered.



- Vario 400 series teppan yaki
  - Stainless steel
  - Width 15" (38 cm)
  - Hard chrome-plated surface for teppan cooking and use as griddle, grill, searer and warming plate. No pots or pans necessary
  - Exact temperature control up to 480° F
  - Optimum heat distribution
  - Solid stainless steel control knob
  - Precision-crafted 3 mm stainless steel
  - For surface mounting with a visible edge or for flush mounting
  - Can be combined with other Vario 400 series products
- Included accessories**
- 2 spatulas

**VP 414 611**  
stainless steel frame, 15" (38 cm)



- Vario 400 series electric grill
  - Stainless steel
  - Width 15" (38 cm)
  - Two zones can be operated together or separately
  - Half size cast-iron griddle included for simultaneous searing and grilling on two separate surfaces
  - Open cast-iron grill, lava stones
  - Solid stainless steel control knobs
  - Precision crafted 1/8" stainless steel frame
  - For surface-mount installation with a visible edge or for flush installation
  - Can be perfectly combined with other Vario 400 series appliances
  - Not recommended for recirculating ventilation
- Included accessories**
- 1 cast-iron griddle, half size  
1 grease collecting insert  
2 cast-iron grills  
1 lava stone  
1 cleaning brush

**VR 414 611**  
stainless steel frame, 15" (38 cm)

If using a VL 414 712 downdraft ventilation, please ensure this appliance is placed in-between two downdrafts.

- Cannot be vented in recirculation

## 200 series Vario cooktops



- Vario 200 series induction cooktop
- Black control panel
- Width 12" (28 cm)
- Can be combined with other Vario 200 series products
- Control panel for comfortable and secure operation

### Included accessories

1 glass scraper

### VI 230 620

black control panel, 12" (28 cm)



- Vario 200 series teppan yaki
- Black control panel
- Width 12" (28 cm)
- Can be combined with other Vario 200 series products
- Control panel for comfortable and secure operation
- Cooking directly on the metal surface, without any pots or pans

- Exact temperature control up to 480 °F
- Keeping warm setting

### Included accessories

2 spatula

### VP 230 620

black control panel, 12" (28 cm)



## 200 series Vario cooktops



- Vario 200 series electric grill
- Black control panel
- Width 12" (28 cm)
- Can be combined with other Vario 200 series products
- Control panel for comfortable and secure operation
- 2 zones, separately controlled
- Open cast iron grill, lava stones

- Not recommended for recirculating ventilation

**Included accessories**





- 1 grease collecting insert
- 1 cast iron grill
- 1 lava stone
- 1 cleaning brush

**VR 230 620**  
black control panel, 12" (28 cm)

If using a VL 200 120 downdraft ventilation, please ensure this appliance is placed in-between two downdrafts.










- Cannot be vented in recirculation

## Vario accessories







	400 series										200 series							
	CX 492 611/612 induction 36"	CX 482 611/612 induction 30"	VI 492 613 flex induct. 36"	VI 414 613 wok 15"	VI 422 613 flex induction 15"	VG 491 211CA gas 36"	VG 415 211CA gas wok 15"	VG 425 211CA gas 15"	VP 414 611 teppan yaki 15"	VI 414 electric grill 15"	VI 263 620 induction 24"	VI 230 620 induction 12"	VG 264 220CA gas 24"	VG 231 220CA wok 12"	VG 232 220CA gas 12"	VP 230 620 teppan yaki 12"	VR 230 620 electric grill 12"	
 <ul style="list-style-type: none"> <li>- Cooking sensor for temperature regulation within pots</li> <li>- For CX 492/482 full surface induction</li> </ul>	•	•																<p><b>CA 060 600</b></p> <ul style="list-style-type: none"> <li>- Black control knobs</li> <li>- Set of 2</li> <li>- Automatically senses the temperature inside the pot and controls it</li> <li>- First, attach the sensor patch/adhesive (Part No. 00577921) to the pot. Next, attach the sensor to the patch. The small knob holds the larger knob in place on the pot</li> <li>- Do not wash sensor in dishwasher</li> <li>- To order a set of 5 sensor patches, please order Part No. 00577921</li> </ul>
 <ul style="list-style-type: none"> <li>- Lava stones for refilling. Required for use of VR grill.</li> </ul>									•									<p><b>LV 030 000</b></p> <ul style="list-style-type: none"> <li>- Replacement lava stones for lava grills</li> <li>- Easy to clean - wash with warm, soapy water then rinse with clear water and dry</li> <li>- 6.6 pounds</li> </ul>
 <ul style="list-style-type: none"> <li>- Vario 400 Stainless steel appliance cover with mounting strip</li> <li>- Only available for individual Vario installation.</li> </ul>					•	•	•	•										<p><b>VA 440 010</b></p> <p>Cover may only be used with stand alone Vario 400 cooktops, not when combined with other Vario 400 series cooktops</p> <ul style="list-style-type: none"> <li>- Only available for individual Vario installation. Not for use when connecting multiple Varios in a single cut-out</li> <li>- Covers &amp; protects cooktop while not in use</li> <li>- Stainless steel, has mounting strip</li> </ul>
 <ul style="list-style-type: none"> <li>- Vario 200 series black appliance cover</li> </ul>												• <sup>1</sup>	•	•	•	•		<p><b>VD 200 020</b></p> <ul style="list-style-type: none"> <li>- Covers &amp; protects cooktop while not in use</li> </ul>

<sup>1</sup> Purchase two units

## Vario accessories

		400 series										200 series							
		CX 492 611/612 induction 36"	CX 482 611/612 induction 30"	VI 492 613 flex induct. 36"	VI 414 613 wok 15"	VI 422 613 flex induction 15"	VG 491 211CA gas 36"	VG 415 211CA gas wok 15"	VG 425 211CA gas 15"	VP 414 611 teppan yaki 15"	VR 414 electric grill 15"	VI 263 620 induction 24"	VI 230 620 induction 12"	VG 264 220CA gas 24"	VG 231 220CA wok 12"		VG 232 220CA gas 12"	VP 230 620 teppan yaki 12"	VR 230 620 electric grill 12"
	<ul style="list-style-type: none"> <li>- Wok pan made of multiple-layer material</li> <li>- With round bottom and handle, ø 14 3/16", 6.3 qt., height 4"</li> </ul>			•	•		•	•						•					<p><b>WP 400 001</b></p> <hr/> <ul style="list-style-type: none"> <li>- Made of multi-ply material</li> <li>- Round bottom</li> <li>- 14.8" diameter, 3.9" height</li> <li>- For wok attachment to hold wok in place, order Part No. 00464256</li> </ul>
	<ul style="list-style-type: none"> <li>- Wok support ring for wok pan</li> <li>- For use with VI 414 Vario induction wok and VI 492 Vario flex induction cooktop only.</li> </ul>			•	•														<p><b>WZ 400 000</b></p> <hr/>
	<ul style="list-style-type: none"> <li>- Teppan Yaki plate made of multi-ply material</li> <li>- 13" x 21", GN 1/1</li> <li>- For full surface induction cooktop CX 492/482.</li> </ul>	•	•																<p><b>GN 232 110</b></p> <hr/> <ul style="list-style-type: none"> <li>- For induction &amp; electric cooktops</li> <li>- Made of multi-ply material</li> <li>- 13" x 21"</li> </ul>
	<ul style="list-style-type: none"> <li>- Teppan Yaki</li> <li>- For CI 292/282 flex induction cooktops.</li> </ul>	•	•	•		•													<p><b>CA 051 301</b></p> <hr/> <ul style="list-style-type: none"> <li>- For flex induction cooktops.</li> </ul>
	<ul style="list-style-type: none"> <li>- Air deflector for VL 414 next to a VG 415 or VG 425 gas appliance.</li> </ul>								•	•									<p><b>AA 414 010</b></p> <hr/>
	<ul style="list-style-type: none"> <li>- Connection strip for combination with other Vario 400 series appliances for <b>flush</b> mounting.</li> </ul>	•	•	•	•	•	•	•	•	•									<p><b>VA 420 000</b></p> <hr/>
	<ul style="list-style-type: none"> <li>- Invisible connection strip for combination with other Vario 400 series <b>flush</b> mounting.</li> </ul>	•	•	•	•	•	•	•	•	•									<p><b>VA 420 004</b></p> <hr/>
	<ul style="list-style-type: none"> <li>- Connection strip for combination with other Vario 400 series appliances for <b>surface</b> mounting.</li> </ul>	•	•	•	•	•	•	•	•	•									<p><b>VA 420 010</b></p> <hr/>
	<ul style="list-style-type: none"> <li>- Stainless steel connection strip for combination with other Vario 200 series appliances.</li> </ul>										•	•	•	•	•	•	•	•	<p><b>VV 200 010</b></p> <hr/>

## Vario accessories

		400 series							200 series											
		CX 492 611/612 induction 36"	CX 482 611/612 induction 30"	VI 492 613 flex induct. 36"	VI 414 613 wok 15"	VI 422 613 flex induction 15"	VG 491 211CA gas 36"	VG 415 211CA gas wok 15"	VG 425 211CA gas 15"	VP 414 611 teppan yaki 15"	VR 414 electric grill 15"	VI 263 620 induction 24"	VI 230 620 induction 12"	VG 264 220CA gas 24"	VG 231 220CA wok 12"	VG 232 220CA gas 12"	VP 230 620 teppan yaki 12"	VR 230 620 electric grill 12"		
	<ul style="list-style-type: none"> <li>- Black connection strip for combination with other Vario 200 series appliances.</li> </ul>																			VV 200 020
	<ul style="list-style-type: none"> <li>- Retro-fit connection strip for old Vario</li> <li>- Fills gap in countertop when replacing older 400 series Vario units.</li> </ul>	•	•	•	•	•	•	•	•	•										VV 401 000
	<ul style="list-style-type: none"> <li>- LP gas kit</li> <li>- Nozzle set liquid gas</li> <li>- Liquid gas, LPG 25/27.5 mbar</li> </ul>							•												Part No. 10004445 See Cleaners & Accessories Price List
	<ul style="list-style-type: none"> <li>- LP gas kit</li> <li>- Nozzle set liquid gas</li> <li>- Liquid gas, LPG 25/27.5 mbar</li> </ul>								•											Part No. 10004446 See Cleaners & Accessories Price List
	<ul style="list-style-type: none"> <li>- LP gas kit</li> <li>- Nozzle set liquid gas</li> <li>- Liquid gas, LPG 25 mbar</li> </ul>						•													Part No. 10004447 See Cleaners & Accessories Price List or One Portal
	<ul style="list-style-type: none"> <li>- LP gas kit</li> <li>- Nozzle set liquid gas</li> <li>- Liquid gas, LPG 25/27.5 mbar</li> <li>- For VG 232CA and VG 264 (4 burners, order 2 kits)</li> </ul>												1			•				Part No. 10009476 See Cleaners & Accessories Price List

1 Order 2 kits.

Cooktops





## Gas cooktops



- Vario 400 series gas cooktop
- Stainless steel
- Width 36" (90 cm)
- Natural gas.
- Five multi-ring burners with up to 59,700 BTU
- Full electronic power regulation on 12 levels
- Precise and reproducible flame size
- Automatic quick ignition, electronic flame monitoring with automatic re-ignition
- Simmer function for cooking on a very low output level
- Solid smooth-surface cast-iron pan supports
- Solid stainless steel control knobs
- Precision-crafted 3 mm stainless steel
- For surface mounting with a visible edge or for flush mounting
- Can be combined with other Vario 400 series products

**VG 491 211CA**  
stainless steel, 36" (90 cm)

For conversion to LP gas, LP kit (Part No. 10004447) must be ordered.

- May be combined with other Vario 400 series

### Included accessories

- 1 wok attachment ring



- 200 series gas cooktop
- Stainless steel control panel
- Width 36" (90 cm)
- Control panel for comfortable and secure operation
- Mechanical power level regulation for 9 power levels, with exact setting and reproduction of flame size
- Multi-ring burner of solid, heat-resistant brass as used in professional kitchen
- Solid smooth-surface cast-iron pan support
- Up to 59,700 BTU (17 kW) on 5 burners

**VG 295 150CA**  
stainless steel, 36" (90 cm), liquid gas

**VG 295 250CA**  
stainless steel, 36" (90 cm), natural gas

- Cannot be combined with other Vario 200 series

### Included accessories

- 1 wok attachment ring



- 200 series gas cooktop
- Stainless steel control panel
- Width 30" (76 cm)
- Control panel for comfortable and secure operation
- Mechanical power level regulation for 9 power levels, with exact setting and reproduction of flame size
- Mechanical power level regulation for 9 power levels, with exact setting and reproduction of flame size
- Solid smooth-surface cast-iron pan support
- Up to 42,700 BTU (12.5 kW) on 5 burners

**CG 280 212CA**  
stainless steel, 30" (76 cm), natural gas

- Cannot be combined with other Vario 200 series

## Induction cooktops



- Vario 400 series full surface induction cooktop
- Stainless steel frame
- Black glass ceramic
- Width 36" (90 cm)
- One large cooking surface
- Free positioning of up to 6 items of cookware
- All sizes and formats of cookware can be used
- TFT touch display for an intuitive control of all functions
- Cooking sensor function for temperature control in pots
- Professional cooking functions
- Max. power output of up to 5,500 W for large cookware
- Precision-crafted 3 mm stainless steel
- For surface mounting with a visible edge or for flush mounting
- Can be perfectly combined with other Vario 400 series appliances
- Home Connect™

**CX 492 611**  
black glass ceramic  
stainless steel frame, 36" (90 cm)

- May be combined with other Varios

### Included accessories

- 1 Cooking sensor for temperature regulation.





- Vario 400 series full surface induction cooktop
  - Stainless steel frame
  - Black glass ceramic
  - Width 30" (80 cm)
  - One large cooking surface
  - Free positioning of up to 5 items of cookware
  - All sizes and formats of cookware can be used
  - TFT touch display for an intuitive control of all functions
  - Cooking sensor function for temperature control in pots
  - Professional cooking functions
- Max. power output of up to 5,500 W for large cookware
  - Precision-crafted 3 mm stainless steel
  - For surface-mounting with a visible edge or for flush mounting
  - Can be combined with other Vario 400 series appliances
  - Home Connect™

**CX 482 611**  
black glass ceramic  
stainless steel frame, 30" (80 cm)

- May be combined with other Varios



#### Included accessories

- 1 Cooking sensor for temperature regulation in pots.



- Vario 400 series full surface induction cooktop
  - Stainless steel frame
  - Gray glass ceramic
  - Width 36" (90 cm)
  - One large cooking surface
  - Free positioning of up to 6 items of cookware
  - All sizes and formats of cookware can be used
  - TFT touch display for an intuitive control of all functions
  - Cooking sensor function for temperature control in pots
  - Professional cooking functions
- Max. power output of up to 5,500 W for large cookware
  - Precision-crafted 3 mm stainless steel
  - For surface mounting with a visible edge or for flush mounting
  - Can be perfectly combined with other Vario 400 series appliances
  - Home Connect™

**CX 492 612**  
gray glass ceramic  
stainless steel frame, 36" (90 cm)

- May be combined with other Varios



#### Included accessories

- 1 Cooking sensor for temperature regulation.



- Vario 400 series full surface induction cooktop
  - Stainless steel frame
  - Gray glass ceramic
  - Width 30" (80 cm)
  - One large cooking surface
  - Free positioning of up to 5 items of cookware
  - All sizes and formats of cookware can be used
  - TFT touch display for an intuitive control of all functions
  - Cooking sensor function for temperature control in pots
  - Professional cooking functions
- Max. power output of up to 5,500 W for large cookware
  - Precision-crafted 3 mm stainless steel
  - For surface-mounting with a visible edge or for flush mounting
  - Can be combined with other Vario 400 series appliances
  - Home Connect™

**CX 482 612**  
gray glass ceramic  
stainless steel frame, 30" (80 cm)



- May be combined with other Varios



#### Included accessories








- 1 Cooking sensor for temperature regulation in pots.

## Cooktop accessories





		400 series				200 series						
		VG 491 211CA gas 36"	CX 492 611/612 induction 36"	CX 482 611/612 induction 30"	VI 492 613 flex induct. 36"	VI 283 620 induction 24"	VG 295_50CA 36"	CG 280 212CA gas 30"	VG 264 220CA gas 24"	CI 292 602 induction 36"	CI 282 602 induction 30"	
	<ul style="list-style-type: none"> <li>- Teppan Yaki plate made of multi-ply material</li> <li>- 13" x 21", GN 1/1</li> <li>- For full surface induction cooktop CX 492/482.</li> </ul>		•	•								<b>GN 232 110</b> <ul style="list-style-type: none"> <li>- For induction &amp; electric cooktops</li> <li>- Made of multi-ply material</li> <li>- 13" x 21"</li> <li>- For smaller Teppan Yaki plate, order Part No. 00573429</li> </ul>
	<ul style="list-style-type: none"> <li>- Teppan Yaki</li> <li>- For CI 292/282 flex induction cooktops.</li> </ul>		•	•	•					•	•	<b>CA 051 301</b> <ul style="list-style-type: none"> <li>- For flex induction cooktops.</li> </ul>



## Cooktop accessories

		400 series				200 series						
		VG 491 211CA gas 36"	CX 492 611/612 induction 36"	CX 482 611/612 induction 30"	VI 492 613 flex induct. 36"	VI 263 620 induction 24"	VG 295_50CA 36"	CG 280 212CA gas 30"	VG 264 220CA gas 24"		CI 292 602 induction 36"	CI 282 602 induction 30"
	<ul style="list-style-type: none"> <li>- Wok pan made of multiple-layer material</li> <li>- With round bottom and handle, ø 14 3/16", 6.3 qt., height 4"</li> </ul>	•			•		•	•				<p><b>WP 400 001</b></p> <hr/> <ul style="list-style-type: none"> <li>- Made of multi-ply material</li> <li>- Round bottom</li> <li>- 14.8" diameter, 3.9" height</li> <li>- For wok attachment to hold wok in place, order Part No. 00464256</li> </ul>
	<ul style="list-style-type: none"> <li>- Wok support ring for wok pan</li> <li>- For use with VI 414 Vario induction wok and VI 492 Vario flex induction cooktop only.</li> </ul>				•							<p><b>WZ 400 000</b></p> <hr/>
	<ul style="list-style-type: none"> <li>- Connection strip for combination with other Vario 400 series appliances for <b>flush</b> mounting.</li> </ul>	•	•	•	•							<p><b>VA 420 000</b></p> <hr/>
	<ul style="list-style-type: none"> <li>- Invisible connection strip for combination with other Vario 400 series <b>flush</b> mounting.</li> </ul>	•	•	•	•							<p><b>VA 42 0 004</b></p> <hr/>
	<ul style="list-style-type: none"> <li>- Connection strip for combination with other Vario 400 series appliances for <b>surface</b> mounting.</li> </ul>	•	•	•	•							<p><b>VA 420 010</b></p> <hr/>
	<ul style="list-style-type: none"> <li>- Black connection strip for combination with other Vario 200 series appliances.</li> </ul>					•		•				<p><b>VV 200 020</b></p> <hr/>
	<ul style="list-style-type: none"> <li>- Stainless steel connection strip for combination with other Vario 200 series appliances.</li> </ul>					•	•	•	•	•		<p><b>VV 200 010</b></p> <hr/>

## Cooktop accessories

	400 series				200 series					
	VG 491 211CA gas 36"	CX 492 611/612 induction 36"	CX 482 611/612 induction 30"	VI 492 613 flex induct. 36"	VI 263 620 induction 24"	VG 295_50CA 36"	CG 280 212CA gas 30"	VG 264 220CA gas 24"		CI 292 602 induction 36"
 <ul style="list-style-type: none"> <li>- Cooking sensor for temperature regulation within pots</li> <li>- For CX 492/482 full surface induction</li> </ul>		•	•					•	•	<p><b>BA 090 100</b></p> <ul style="list-style-type: none"> <li>- Black control knobs</li> <li>- Set of 2</li> <li>- Automatically senses the temperature inside the pot and controls it</li> <li>- First, attach the sensor patch/adhesive (Part No. 00577921) to the pot. Next, attach the sensor to the patch. The small knob holds the larger knob in place on the pot</li> <li>- Do not wash sensor in dishwasher</li> <li>- To order a set of 5 sensor patches, please order Part No. 00577921</li> </ul>
 <ul style="list-style-type: none"> <li>- Black magnetic knob for 200 series induction cooktop</li> <li>- Stainless steel knob with black coating.</li> </ul>								•	•	<p><b>CA 230 100</b></p>
 <ul style="list-style-type: none"> <li>- LP gas kit</li> <li>- Nozzle set liquid gas</li> <li>- Liquid gas, LPG 25 mbar</li> </ul>		•								<p><b>Part No. 10004447</b></p> <p>See Cleaners &amp; Accessories Price List or One Portal</p>
 <ul style="list-style-type: none"> <li>- LP gas kit</li> <li>- Nozzle set liquid gas</li> <li>- Liquid gas, LPG 25/27.5 mbar</li> <li>- For VG 232CA and VG 264 (4 burners, order 2 kits)</li> </ul>								• <sup>1</sup>		<p><b>Part No. 10009476</b></p> <p>See Cleaners &amp; Accessories Price List or One Portal</p>

1 Order 2 kits.

# Ventilation



## 400 series downdraft



- Retractable downdraft
- Stainless steel
- Width 46 7/8" (120 cm)
- Air extraction / Air recirculation
- Two blowers required
- Extendable downdraft ventilation, when not in use can be completely lowered into the countertop
- Can be combined perfectly with all Vario cooktops 400 series
- Dimmable, neutral white surface LED light for ideal illumination of the cooktop
- Precision crafted 3 mm stainless steel
- For surface mounting with a visible edge or for flush mounting
- Motorless, to be combined with Gaggenau blower(s)

**AL 400 722**  
stainless steel, 46 7/8" (120 cm)

Refer to Accessories Guide on page 40 for required accessories.



- Retractable downdraft
- Stainless steel
- Width 36" (90 cm)
- Air extraction / Air recirculation
- Single blower required
- Extendable downdraft ventilation, when not in use can be completely lowered into the countertop
- Can be combined perfectly with all Vario cooktops 400 series
- Dimmable, neutral white surface LED light for ideal illumination of the cooktop
- Precision crafted 3 mm stainless steel
- For surface mounting with a visible edge or for flush mounting
- Motorless, to be combined with Gaggenau blower(s)

**AL 400 792**  
stainless steel, 36" (90 cm)

Refer to Accessories Guide on page 40 for required accessories.



- 400 series Vario downdraft ventilation
- Stainless steel
- Air extraction / Air recirculation
- Control knob with illuminated ring included
- Can be combined perfectly flush with other Vario appliances of the 400 series
- Precision crafted 3 mm stainless steel
- Solid stainless steel control knob
- Highly efficient, low noise recirculation system with AR 410 710 blower
- Air extraction with AR 400 742, AR 403 722, or AR 401 742 blowers
- Function for automatic, sensor-controlled power adjustment depending on the build-up of cooking vapors
- Minimal planning and easy installation
- Home Connect™

**VL 414 712**  
stainless steel

Refer to Accessories Guide on page 40 for required accessories.

- One blower per downdraft.
- Control knob included with each downdraft. Ships with exhaust air elbow.

## 400 series wall hoods



- 400 series wall hood
- Stainless steel
- Width 48" (120 cm)
- Air extraction/Air recirculation
- Professional technology hood combined with classic Gaggenau design
- Highly efficient extraction of cooking vapors due to a large vapor collection area
- Comes without blower, can be combined with (BLDC) blowers
- Angled baffle filter with high grease absorption
- Automatic function, sensor-controlled power adjustment depending on the build-up of cooking vapors
- Dimmable, neutral white LED lighting for ideal illumination of the cooktop
- Air recirculation module with activated charcoal filter: quiet and highly efficient recirculation solution with odor reduction as in air extraction mode, and long replacement intervals.

**AW 442 720**  
stainless steel, 48" (120 cm)

Please call for availability.

Without blower. (Choose from 400 series AR 400 743 internal, AR 400 742 inline or AR 401 742 remote blower.)  
Duct cover not included.

## 200 series visor hoods



- 200 series visor hood
- Stainless steel handle bar
- Air extraction/Air recirculation
- Unobtrusive visor hood design thanks to integrated glass sheet in the steam screen
- Especially quiet operation thanks to integrated sound insulation
- Steam screen extends by pulling the handle bar
- Especially high air output
- Energy-saving, low-noise fan
- Function for automatic, sensor controlled power adjustment depending on the build-up of cooking vapors
- Dimmable, neutral white LED light for ideal illumination of the cooktop
- The patented lowering frame allows the visor hood to disappear completely into the upper cabinet
- Air extraction or air recirculation system
- Air recirculation module with activated charcoal filter: quiet and highly efficient air recirculation solution with odor reduction as in air extraction mode and long replacement intervals.





**AF 210 791**  
stainless steel, 36" (90 cm)

- To hide hood from view for 36" model AF 210 791, order the lowering frame (AA 210 492). Mounting kit (AA 210 491) must be ordered if lowering frame is not used.





## Blowers



	400 series						200 series					
	AL 400 722 46"	AL 400 792 36"	VL 414 712 6"	AI 442 720 48"	AI 442 760 63"	AW 442 720 48"	AW 442 760 63"	VL 200 120 6"	AI 230 700 40"	AW 230 790 36"		AF 210 791 36"
 <ul style="list-style-type: none"> <li>- 400 series inline blower</li> <li>- Metal housing</li> <li>- 482 CFM</li> <li>- Air extraction</li> <li>- Inside installation</li> <li>- 400 series ventilation systems such as AL 400 retractable downdraft, VL 414 downdraft and AW/AI 442 professional wall/ island hood</li> <li>- Quiet blower with high-efficiency BLDC technology.</li> </ul>	• <sup>1</sup>	•	•	•	•	•					AR 400 742	
 <ul style="list-style-type: none"> <li>- 400 series internal blower</li> <li>- Metal housing</li> <li>- 541 CFM</li> <li>- Air extraction</li> <li>- For installation in the duct cover</li> <li>- Powerful blower to combine with 400 series AW/AI 442 wall and island hood</li> <li>- Quiet blower with high-efficiency BLDC technology</li> <li>- Compact and space-saving due to the installation in the duct cover of AI/AW 442 island/ wall hood.</li> </ul>				•	•	•	•					AR 400 743  Internal blower can only be used with 400 series AI/AW 442 island/wall hood
 <ul style="list-style-type: none"> <li>- Inline blower 400 and 200 series</li> <li>- Metal housing</li> <li>- 562 CFM</li> <li>- Air extraction</li> <li>- Powerful inline blower to combine with motorless appliances AL 400, VL 200, VL 414</li> <li>- Efficient BLDC technology</li> <li>- Compact and space-saving installation in a 4" (10 cm) high toe-kick</li> </ul>	• <sup>2</sup>	•	•					•				AR 403 722
 <ul style="list-style-type: none"> <li>- 400 series remote blower</li> <li>- Stainless steel</li> <li>- 680 CFM</li> <li>- Air extraction</li> <li>- Outside wall installation</li> <li>- Powerful blower for combination with 400 series ventilation systems such as AL 400 retractable downdraft, VL 414 downdraft and AW/AI 442 professional wall/island hood</li> <li>- Quiet blower with high-efficiency BLDC technology.</li> </ul>	• <sup>3</sup>	•	•	•	•	•	•					AR 401 742

1 Order two units.

2 Order two units




3 Order two units.

# Blowers







	400 series						200 series					
	AL 400 722 46"	AL 400 792 36"	VL 414 712 6"	AI 442 720 48"	AI 442 760 63"	AW 442 720 48"	AW 442 760 63"	VL 200 120 6"	AI 230 700 40"	AW 230 790 36"		AF 210 791 36"
 <ul style="list-style-type: none"> <li>- 400 and 200 series recirculation blower</li> <li>- Metal housing</li> <li>- Max. air output 362 CFM</li> <li>- Air recirculation</li> <li>- Works with AL 400 retractable downdraft and VL 414/VL 200 downdraft</li> <li>- Powerful recirculation blower to combine with 400/200 series Vario downdraft and 400 series AL 400 retractable downdraft ventilation</li> <li>- Efficient BLDC technology</li> <li>- Particularly quiet due to patented noise insulation</li> <li>- Compact, space-saving installation.</li> </ul>	• <sup>1</sup>		•					•				AR 410 710
 <ul style="list-style-type: none"> <li>- 400 and 200 series recirculation blower</li> <li>- 400 CFM</li> <li>- Air recirculation</li> <li>- For installation in 4" toe-kick</li> <li>- Powerful blower for combination with 400 series AL 400 retractable downdraft and VL 414/VL 200 downdraft</li> <li>- Quiet blower with high-efficiency BLDC technology</li> <li>- Compact and space-saving installation in a 4-inch high toe-kick</li> </ul>		•	•					•				AR 413 722

<sup>1</sup> Order two units.




## Recirculation modules

	400 series						200 series				
	AL 400 722 46"	AL 400 792 36"	VL 414 712 6"	AI 442 720 48"	AI 442 760 63"	AW 442 720 48"	AW 442 760 63"	VL 200 120 6"	AI 230 700 40"	AW 230 790 36"	
 <ul style="list-style-type: none"> <li>- Long Life recirculation kit, external.</li> <li>- Recirculation module with regenerable filter to replace AA 200 812</li> <li>- Can be combined with AW 230 wall hood</li> <li>- Multiple regenerative Long Life active carbon filter</li> <li>- For installation on either the outer or on the telescopic chimney piece</li> <li>- Consisting of filter housing with design cover, multiple regenerative Long Life active carbon filter, flexible hose, 2 hose clamps and mounting material</li> </ul>									•		<p><b>Part No. 17004654</b> See One Portal for pricing</p> <hr/> <p>Replacement for AA 200 812 For replacement filters please order one of the following:</p> <ul style="list-style-type: none"> <li>- Part No. 11049036 Standard filter</li> <li>- Part No. 11019121 Regenerable odor filter</li> </ul>
 <ul style="list-style-type: none"> <li>- Long Life recirculation kit, external.</li> <li>- Recirculation module with regenerable filter to replace AA 200 816</li> <li>- Can be combined with AI 230 island hood</li> <li>- Multiple regenerative Long Life active carbon filter</li> <li>- For installation on either the outer or on the telescopic chimney piece</li> <li>- Consisting of filter housing with design cover, multiple regenerative Long Life active carbon filter, flexible hose, 2 hose clamps and mounting material</li> </ul>									•		<p><b>Part No. 17004651</b> See One Portal for pricing</p> <hr/> <p>Replacement for AA 200 816 For replacement filters please order one of the following:</p> <ul style="list-style-type: none"> <li>- Part No. 11049036 Standard filter</li> <li>- Part No. 11019121 Regenerable odor filter</li> </ul>
 <ul style="list-style-type: none"> <li>- Long Life recirculation kit, external</li> <li>- Recirculation module with regenerable filter to replace AA 211 812</li> <li>- For recirculation operation</li> <li>- Can be combined with 200 series AF 210 Visor hoods</li> <li>- Multiple regenerative Long Life active carbon filter</li> <li>- For installation in the upper cupboard</li> <li>- Consisting of filter housing with design cover, multiple regenerative Long Life active carbon filter, flexible hose, 2 hose clamps and mounting material</li> </ul>										•	<p><b>Part No. 17004653</b> See One Portal for pricing</p> <hr/> <p>Replacement for AA 211 812 For replacement filters please order the following:</p> <ul style="list-style-type: none"> <li>- Part No. 11023685</li> </ul>



## Blower accessories

	Blowers						Recirculation modules				
	AR 400 742	AR 400 743	AR 403 722	AR 401 742	AR 410 710	AR 413 722	AA 442 810	Part No. 17004651	Part No. 17004653	Part No. 17004654	
 <ul style="list-style-type: none"> <li>- Recirculation kit with filter for use with 400 series AR 413 722 recirculation blower</li> </ul>						•					<p><b>AA 413 722</b></p> <hr/> <p>For air recirculation operation additional accessories are required: AA 413 722 air recirculation module and AD 413 722 oval aluminum flex duct to connect to AR 413 722 recirculation blower.</p>
 <ul style="list-style-type: none"> <li>- Oval flex duct to connect 400 series AR 413 722 recirculation blower with AA 413 722 recirculation kit</li> </ul>						•					<p><b>AD 413 722</b></p> <hr/> <p>For air recirculation operation additional accessories are required: AA 413 722 air recirculation module and AD 413 722 oval aluminum flex duct to connect to AR 413 722 recirculation blower.</p>
 <ul style="list-style-type: none"> <li>- 2 additional activated charcoal filters with highly efficient odor reduction. For use with recirculation module AA 442 810.</li> </ul>							•	•			<p><b>Part No. 11049036</b></p> <p>See One Portal for pricing</p> <hr/> <p>Replacement for AA 200 110 and AA 442 110</p>
 <ul style="list-style-type: none"> <li>- Air recirculation module with activated charcoal filter</li> <li>- For recirculation mode</li> <li>- Can be combined with 400 series AI/ AW 442 island and wall hood</li> <li>- Odor reduction comparable to air extraction mode (95%)</li> <li>- Noise reduction of up to 3 dBA when compared to conventional air recirculation filter systems</li> <li>- Extended change interval for the activated charcoal filter (approx.1-1.5 years depending on cooking frequency)</li> <li>- For installation on the inner duct cover</li> <li>- Consisting of filter bracket, two activated charcoal filters, flexible hose and two hose clamps.</li> </ul>	•										<p><b>AA 442 810</b></p> <hr/>
 <ul style="list-style-type: none"> <li>- 2 regenerable activated charcoal filter</li> <li>- For air recirculation included with AR 410 710 blower.</li> </ul>					•						<p><b>AA 410 112</b></p> <hr/>
 <ul style="list-style-type: none"> <li>- 2 additional activated charcoal filter with high efficient odor reduction due to large surface. For use with AA 413 722 air recirculation module.</li> </ul>						•					<p><b>Part No. 17003002/Part No. 11058748</b></p> <p>See One Portal for pricing</p> <hr/> <p>Part no. transitions Jan. 12, 2025</p>








## Blower accessories

	Blowers						Recirculation modules				
	AR 400 742	AR 400 743	AR 403 722	AR 401 742	AR 410 710	AR 413 722	AA 442 810	Part No. 17004651	Part No. 17004653	Part No. 17004654	
 <ul style="list-style-type: none"> <li>- Filter for use with AA 211 812 recirculation module</li> <li>- Long Life odor filter</li> <li>- 458 x 190 x 45 mm</li> <li>- Replacement filter for use with Part. No. 17004653 recirculation module</li> </ul>								•			<p><b>Part No. 11023685</b> See One Portal for pricing</p> <hr/> <p>Replacement for AA 210 110 Replacement filter for Part No. 17004653 recirculation kit.</p>
 <ul style="list-style-type: none"> <li>- Filter for AW/AI 230</li> <li>- Clean Air Standard odor filter</li> <li>- 230 x 190 x 100 mm</li> <li>- Replacement filter for use with Long Life recirculation kit Part No. 17004651 and Part No. 17004654</li> </ul>								•		•	<p><b>Part No. 11049036</b> See One Portal for pricing</p> <hr/> <p>Replacement for AA 200 110 and AA 442 110 Replacement filter for Part No. 17004651 and Part No. 17004654 recirculation kit.</p>
 <ul style="list-style-type: none"> <li>- Filter for AW/AI 230</li> <li>- Long Life odor filter</li> <li>- Replacement filter for use with Long Life recirculation kit Part No. 17004651 and Part No. 17004654</li> </ul>								•		•	<p><b>Part No. 11019121</b> See One Portal for pricing</p> <hr/> <p>Replacement for AA 200 110 and AA 442 110 Replacement filter for Part No. 17004651 and Part No. 17004654 recirculation kit.</p>






## Installation and optional accessories

	400 series							200 series				
	AL 400 722 46"	AL 400 792 36"	VL 414 712 6"	AI 442 720 48"	AI 442 760 63"	AW 442 720 48"	AW 442 760 63"	VL 200 120 6"	AI 230 700 40"	AW 230 790 36"	AF 210 791 36"	
 <ul style="list-style-type: none"> <li>- Ceiling collar for duct cover</li> <li>- Stainless steel</li> </ul>							•	•				<p><b>AD 442 392</b> stainless steel</p> <hr/>
 <ul style="list-style-type: none"> <li>- Ceiling collar for AW 230 wall hood duct cover</li> <li>- Stainless steel</li> </ul>										•		<p><b>AD 200 392</b> stainless steel</p> <hr/>

## Installation and optional accessories









	400 series							200 series				
	AL 400 722 46"	AL 400 792 36"	VL 414 712 6"	AI 442 720 48"	AI 442 760 63"	AW 442 720 48"	AW 442 760 63"	VL 200 120 6"	AI 230 700 40"	AW 230 790 36"	AF 210 791 36"	
 <ul style="list-style-type: none"> <li>- Ceiling collar for AI 230 island hood duct cover</li> <li>- Stainless steel</li> </ul>				•	•				•			<b>AD 220 396</b> stainless steel
 <ul style="list-style-type: none"> <li>- Extension for mounting kit for island hood AI 230</li> <li>- For a duct cover height of 3' 7 7/16" to 4' 11" (1100-1500 mm)</li> </ul>									•			<b>AD 223 346</b>  Must be ordered in conjunction with the AD 200 322. Appliance height is dependent on the structure (cabinet height).
 <ul style="list-style-type: none"> <li>- Adapter for island hood AI 230</li> <li>- For installation on a slanted roof to the left or to the right. Suitable for a slanted roof from 20 - 45 degrees.</li> </ul>									•	•		<b>AD 223 356</b>
 <ul style="list-style-type: none"> <li>- Adapter for island hood AI 230</li> <li>- For installation on a slanted roof forwards or backwards. Suitable for a slanted roof from 20 - 45 degrees.</li> </ul>									•	•		<b>AD223366</b>
 <ul style="list-style-type: none"> <li>- Lowering frame for 36" AF 210 visor hood</li> </ul>											•	<b>AA 210 492</b>  A flexible duct (Part No. 00361093) is needed when installed with lowering frame.
 <ul style="list-style-type: none"> <li>- Mounting set for 36" cabinet for 36" AF visor hood</li> </ul>											•	<b>AA 210 491</b>  A flexible duct (Part No. 00361093) is needed when installed with lowering frame.
 <ul style="list-style-type: none"> <li>- Wall outlet</li> <li>- Stainless steel</li> <li>- DN 150 flat</li> <li>- Weatherproof stainless steel louvers</li> <li>- Integrated one-way flap.</li> </ul>	•	•	•	•	•	•	•					<b>AD 850 050</b>

## Installation and optional accessories

	400 series						200 series					
	AL 400 722 46" <sup>1</sup>	AL 400 792 36"	VL 414 712 6"	AI 442 720 48"	AI 442 760 63"	AW 442 720 48"	AW 442 760 63"	VL 200 120 6"	AI 230 700 40"	AW 230 790 36"		AF 210 791 36"
 <ul style="list-style-type: none"> <li>- Telescopic wall-duct Stainless steel ø 8" round DN 200</li> <li>- ø 8" round DN 200 transition Integrated one-way flap</li> <li>- For use with 200 and 400 series AR 401 remote blowers</li> </ul>	• <sup>1</sup>	•	•	•	•	•						AD 702 052
 <ul style="list-style-type: none"> <li>- Duct cover for exhaust mode for AW 442</li> <li>- Stainless steel</li> </ul>				•	•	•	•					AD 442 012 stainless steel, length 24 7/16", for 7' 9"-8' 6" ceiling heights AD 442 022 stainless steel, length 33 7/8", for 8' 6"-10' 2" ceiling heights
 <ul style="list-style-type: none"> <li>- Duct cover for recirculation mode for AW 442</li> <li>- Stainless steel</li> </ul>				•	•	•	•					AD 442 112 stainless steel length 24 7/16", for 7' 9"-8' 6" ceiling heights AD 442 122 stainless steel length 33 7/8", for 8' 6"-10' 2" ceiling heights
 <ul style="list-style-type: none"> <li>- Duct cover extension for extraction air mode</li> <li>- Stainless steel</li> </ul>									•			AD 200 322 stainless steel length 3' 3 3/8" (1000 mm). 8' 8 1/32" to 9' 8 1/32" ceiling heights  Must be ordered with mounting kit AD 223 346.
 <ul style="list-style-type: none"> <li>- Duct cover extension for extraction air mode</li> <li>- Stainless steel</li> </ul>									•			AD 200 326 stainless steel length 3' 7 5/16" (1,100 mm). 9' 4 1/16" to 10' 4 1/16" ceiling heights  Must be ordered with mounting kit AD 223 346.

<sup>1</sup> Order two units.

## AL 400 downdraft installation accessories

		400 series							200 series				
		AL 400 722 46"	AL 400 792 36"	VL 414 712 6"	AI 442 720 48"	AI 442 760 63"	AW 442 720 48"	AW 442 760 63"	VL 200 120 6"	AI 230 700 40"	AW 230 790 36"	AF 210 791 36"	
	<ul style="list-style-type: none"> <li>- Ventilation moulding for VL 200 next to gas appliance.</li> </ul>								•				<a href="#">LS 041 001</a>
	<ul style="list-style-type: none"> <li>- Air deflector used with 400 series VL 414 downdraft adjacent to gas cooktops.</li> </ul>			•									<a href="#">AA 414 010</a>
	<ul style="list-style-type: none"> <li>- Cabinet support for AL 400</li> <li>- 36" width.</li> </ul>	•											<a href="#">AA 409 401</a>
	<ul style="list-style-type: none"> <li>- Cabinet support for AL 400</li> <li>- 48" width.</li> </ul>		•										<a href="#">AA 409 431</a>
	<ul style="list-style-type: none"> <li>- Air exhaust grill air recirculation</li> <li>- Stainless steel-colored</li> <li>- 35 7/16" (90 cm), including installation fittings, height adjustable</li> <li>- For use with VL 200 , VL 414 or AL 400</li> </ul>	•	•	•					•				<a href="#">AA 010 410</a>
	<ul style="list-style-type: none"> <li>- Connecting piece to 2x <math>\varnothing</math> 6" round ducts, either mounted on front or back of AL 400.</li> </ul>	•	•										<a href="#">AD 754 049</a>
	<ul style="list-style-type: none"> <li>- Connecting piece</li> <li>- AL 400 for flat duct, 2 x DN 150</li> <li>- Metal zinc plated</li> <li>- DN 150 flat</li> </ul>	•	•										<a href="#">AD 854 050</a>
	<ul style="list-style-type: none"> <li>- Air collector flat duct for AL 400</li> <li>- Metal zinc plated</li> <li>- DN 150 flat</li> </ul>		•										<a href="#">AD 704 050</a>



## AL 400 downdraft metal ducting



- Flat duct
- Metal
- DN 150 flat
- Length 1000 mm

[AD 854 010](#)



- Flat duct connecting piece
- Metal
- DN 150 flat
- To connect 2 flat ducts.

[AD854040](#)



- Flat duct bend 90° vertical
- Metal
- DN 150 flat
- For extra deep countertop

[AD 854 030](#)



- Flat duct bend 90° horizontal
- Metal
- DN 150 flat
- Vario 400

[AD 854 031](#)



- Flat duct bend connecting piece
- Metal
- DN 150 flat
- To connect 2 flat duct bends
- For extra deep countertop

[AD 854 000](#)



- Flat duct flex pipe
- Metal
- DN 150 flat
- Length 1000 mm

[AD 858 010](#)



- Flat duct adapter round 90° when connecting to 6" (DN 150) round aluflex pipe AD 751 010
- Metal
- DN 150 flat/round
- Transition from flat duct to round duct

[AD 854 032](#)



- Flat duct adapter round
- Metal
- DN 150 flat/round
- Transition from flat duct to round duct

[AD 854 041](#)



- Adhesive tape for duct components
- Aluminium
- Width 2" (50 mm)
- 32.5' (10 m)/roll

[AD 990 091](#)

## AL 400 downdraft metal ducting

---



- Flexible connecting piece for VL 200 and VL 414 downdraft
- DN 150 flat

[AD 410 040](#)

---



- Connecting piece VL 200 and VL 414 for extension with flat duct DN 150 for extra deep countertop

[AD 851 041](#)

---



- Aluflex pipe
- Aluminium
- ø 6" (DN 150 round)

[AD 751 010](#)

---



- Metal zinc plated
- 8" round
- Reduce 8" connection to 6" connection.

[AD 704 040](#)

---

## Blowers and ventilation systems compatibility



**AL 400 792**  
36" Retractable downdraft

For specific questions, please contact  
GaggenauConcierge@bshg.com



**AR 413 722**  
Recirculation configuration



**AR 400 742**  
Inline



**AR 401 742**  
Remote



**AR 403 722**  
Inline



**AA 413 722**  
Recirculation kit



**AD 413 722**  
Oval flex duct

6" round duct option for venting front/back

flat duct option for venting downward

flat duct option for venting downward

flat duct option for venting downward

6" round duct option for venting front/back

flat duct option for venting downward



**AD 754 049**  
Transition to 2x 6" round for front/back of AL



**AD 854 050**  
Connecting pieces



**AD 854 050**  
Connecting pieces



**AD 854 050**  
Connecting pieces



**AD 754 049**  
Transition to 2x 6" round for front/back of AL



**AD 854 050**  
Connecting pieces



**2x AD 854 032**  
Flat Duct adapter round 90°



**2x AD 858 010**  
Flat duct flex pipe




**2x AD 854 010**  
Flat duct connecting piece




**2x AD 854 010**  
Flat duct connecting piece



**2x AD 854 032**  
Flat Duct adapter round 90°



**2x AD 858 010**  
Flat duct flex pipe



**2x AD 858 010**  
Flat duct flex pipe



**AD 704 050**  
Air collector flat duct



**2x AD 854 041**  
Flat Duct adapter round



**2x AD 854 041**  
Flat Duct adapter round



**2x AD 858 010**  
Flat duct flex pipe



**AD 704 050**  
Air collector flat duct



**AD 704 050**  
Air collector flat duct



**AD 990 091**  
Aluminum adhesive tape



**AD 751 010**  
Aluflex pipeduct 6"



**AD 751 010**  
Aluflex pipeduct 6"



**AD 704 050**  
Air collector flat duct



**AD 990 091**  
Aluminum adhesive tape



**AD 990 091**  
Aluminum adhesive tape



**AA 010 410**  
Air exhaust grill (or custom grill)



**AD 751 010**  
Aluflex pipeduct 6"



**2x AD 854 032**  
Flat Duct adapter round 90°



**AD 704 050**  
Air collector flat duct



**AD 990 091**  
Aluminum adhesive tape



**AA 010 410**  
Air exhaust grill (or custom grill)



**2x AD 854 010**  
Flat duct connecting piece



**AD 702 052**  
Telescopic wall duct 8"

▼ For recirculation operation, order  
AR 413 722 + AA 413 722 + AD 413 722.

Ventilation system



For specific questions, please contact  
GaggenauConcierge@bshg.com

**AL 400 722**

46 5/8" Retractable downdraft

Blowers



**2x AR 410 710**  
Recirculation



**2x AR 400 742**  
Inline



**2x AR 401 742**  
Remote



**2x AR 403 722**  
Inline


Required installation accessories



**AD 754 049**  
Transition to  
2x 6" round for front/  
back of AL



**2x AD 854 032**  
Flat Duct  
adapter round 90°



**2x AD 858 010**  
Flat duct  
flex pipe



**AD 990 091**  
Aluminum  
adhesive tape



**AA 010 410**  
Air exhaust grill  
(or custom grill)



**AD 854 050**  
Connecting  
pieces



**2x AD 854 010**  
Flat duct  
connecting piece



**2x AD 854 041**  
Flat duct  
adapter round



**2x AD 751 010**  
Aluflex  
pipeduct 6"




**AD 990 091**  
Aluminum  
adhesive tape

flat duct  
option  
for venting  
downward



**AD 854 050**  
Connecting  
pieces



**4x AD 854 010**  
Flat duct  
connecting piece



**4x AD 854 041**  
Flat duct  
adapter round



**AD 751 010**  
Aluflex  
pipeduct 6"



**2x AD 854 032**  
Flat Duct  
adapter round 90°



**2x AD 704 040**  
Pipe adapter DN  
200/150 round


flat duct  
option  
for venting  
downward



**AD 754 049**  
Transition to  
2x 6" round for front/  
back of AL



**2x AD 854 032**  
Flat Duct  
adapter round 90°



**2x AD 858 010**  
Flat duct  
flex pipe



**2x AD 854 041**  
Flat duct  
adapter round



**2x AD 702 052**  
Telescopic wall  
duct 8"



**AD 990 091**  
Aluminum adhesive tape

## Blowers and ventilation systems compatibility



**VL 414 712**  
Downdraft



**AR 410 710**  
Recirculation



**AD 410 040**  
Flexible connecting piece



**AA 010 410**  
Air exhaust grill (or custom grill)  
(\*)



**AR 413 722**  
Recirculation\*



**AA 413 722** Recirculation kit  
**AD 413 722** Oval flex duct



**AD 858 010**  
Flat duct flex pipe




**AD 854 041**  
Flat Duct adapter round



**AA 010 410**  
Air exhaust grill (or custom grill)



**AD 990 091**  
Aluminum adhesive tape  
(\*)



**AR 400 742**  
Inline



**AD 858 010**  
Flat duct flex pipe



**AD 854 041**  
Flat Duct adapter round



**AD 751 010**  
Aluflex pipeduct 6"



**AD 854 032**  
Flat Duct adapter round 90°




**AD 854 010**  
Flat duct pipe



**AD 854 041**  
Flat Duct adapter round



**AD 990 091**  
Aluminum adhesive tape  
(\*)



**AR 401 742**  
Remote



**AD 858 010**  
Flat duct flex pipe



**AD 854 041**  
Flat Duct adapter round



**AD 751 010**  
Aluflex pipeduct 6"



**AD 854 032**  
Flat Duct adapter round 90°



**AD 854 010**  
Flat duct pipe



**AD 854 041**  
Flat Duct adapter round



**AD 704 040**  
Pipe adapter DN 200/150 round



**AD 702 052**  
Telescopic wall duct 8"



**AR 403 722**  
Inline



**AD 858 010**  
Flat duct flex pipe



**AD 854 041**  
Flat Duct adapter round



**AD 990 091**  
Aluminum adhesive tape  
(\*)

\* For extra deep countertop. Please add the parts below.



**AD 851 041**  
Connecting piece for extension with flat duct



**AD 854 000**  
Flat duct connecting piece



**AD 854 030**  
Flat duct 90° bend vertical



**AD 990 091**  
Aluminum adhesive tape  
(\*)

Ventilation system

Blowers

Required installation accessories



**VL 200 120**  
Downdraft



**AW 442 720**  
Wall hood



**AR 410 710**  
Recirculation



**AR 413 722**  
Recirculation

Additional configurations are available, see components starting on page 194.



**AR 403 722**  
Inline



**AR 400 742**  
Inline



**AR 401 742**  
Remote



**AR 400 743**  
Internal



**AA 413 722** Recirculation kit  
**AD 413 722** Oval flex duct



**AD 858 010**  
Flat duct flex pipe



**AD 854 041**  
Flat Duct adapter round



**AD 990 091**  
Aluminum adhesive tape (\*)



**AD 442**  
Duct cover for air extraction




**AD 442**  
Duct cover for air extraction



**AD 442**  
Duct cover for air extraction or recirculation



**AD 410 040**  
Flexible connecting piece



**AD 858 010**  
Flat duct flex pipe



**AA 010 410**  
Air exhaust grill (or custom grill) (\*)



**AD 854 041**  
Flat Duct adapter round



**AA 010 410**  
Air exhaust grill (or custom grill)



**AD 990 091**  
Aluminum adhesive tape (\*)



**AD 702 052**  
Telescopic wall duct 8"



**AD 751 010**  
Aluflex pipeduct 6"

**For Recirculation**



**AA 442 810**  
Recirculation kit with charcoal filter

† For recirculation operation, order AR 413 722 + AA 413 722 + AD 413 722.

**(\*) For extra deep countertop. Please add the parts below.**



**AD 851 041**  
Connecting piece for extension with flat duct



**AD 854 000**  
Flat duct connecting piece



**AD 854 030**  
Flat duct 90° bend vertical

Cooling



## Vario 400 series cooling



- 400 series 36" Fridge-freezer combination, dark brushed stainless steel
- Dark brushed stainless steel interior, refined with solid anthracite aluminum elements
- Warm white and glare-free LED light concept for optimal food presentation in all compartments
- Opening assist for door enabling seamless integration without handles
- Flat dark brushed stainless steel inner door
- Flexible positioning of shelves and door racks through hidden rail system
- Solid anthracite aluminum door bins
- Professional freshness system with 2 fresh climate drawers and 1 chilled drawer
- Internal water dispenser with water filter
- Integrated ice maker with fixed water connection
- Spacious, fully extendable freezer compartment including 2 additional interior drawers
- Full touch TFT display
- ENERGY STAR® certified
- Sabbath mode certified by Star-K
- Net volume 20 cu. ft. (566 liters)

#### Included accessories

- 1 egg holder with lid
- 1 ice cube scoop
- 2 oak wood bottle holder
- 1 supply hose, 70 7/8" (1.8 m) with 1/4" male compression fitting (standard ice maker connector)

**RVY 497 790**  
fully integrated, 35 1/2" (90 cm)

- Panel ready
- Operated with or without handle



Standard brushed stainless steel door panels with handles (not dark brushed stainless steel) are available to order, but require a larger 36" (914 mm) wide cutout in order to accommodate the larger doors. Please order RA 421 915 (standard stainless-steel doors) and RVA 460 910 (installation accessory).



- 400 series 36" Fridge-freezer combination, dark brushed stainless steel
- Dark brushed stainless steel interior, refined with solid anthracite aluminium elements
- Warm white and glare-free LED light concept for optimal food presentation in all compartments
- Opening assist for door enabling seamless integration without handles
- Flat dark brushed stainless steel inner door
- Flexible positioning of shelves and door racks through hidden rail system
- Solid anthracite aluminum door bins
- Professional freshness system with 2 fresh climate drawers and 1 chilled drawer
- Internal water dispenser with water filter
- Integrated ice maker with fixed water connection
- Spacious, fully extendable freezer compartment including 2 additional interior drawers
- Full touch TFT display
- ENERGY STAR® certified
- Sabbath mode certified by Star-K
- Net volume 20 cu. ft. (566 liters)

#### Included accessories

- 1 egg holder with lid
- 1 ice cube scoop
- 2 oak wood bottle holder
- 1 supply hose, 70 7/8" (1.8 m) with 1/4" male compression fitting (standard ice maker connector)

**RVB 497 790**  
fully integrated, 35 1/2" (90 cm)

RIGHT-hinged, field reversible.

- Panel ready
- Operated with or without handle



Standard brushed stainless steel door panels with handles (not dark brushed stainless steel) are available to order, but require a larger 36" (914 mm) wide cutout in order to accommodate the larger doors. Please order RA 421 913 (standard stainless steel doors) and RVA 460 910 (installation accessory).





## Vario 400 series cooling



- 400 series 30" Fridge-freezer combination, dark brushed stainless steel
- Dark brushed stainless steel interior, refined with solid anthracite aluminium elements
- Warm white and glare-free LED light concept for optimal food presentation in all compartments
- Opening assist for door enabling seamless integration without handles
- Flat dark brushed stainless steel inner door
- Flexible positioning of shelves and door racks through hidden rail system
- Solid anthracite aluminum door bins
- Professional freshness system with 2 fresh climate drawers and 1 chilled drawer
- Internal water dispenser with water filter
- Integrated ice maker with fixed water connection
- Spacious, fully extendable freezer compartment including 2 additional interior drawers
- Full touch TFT display
- ENERGY STAR<sup>®</sup> certified
- Sabbath mode certified by Star-K
- Net volume 16.7 cu. ft. (473 liters)

#### Included accessories

- 1 egg holder with lid
- 1 ice cube scoop
- 2 oak wood bottle holder
- 1 supply hose, 70 7/8" (1.8 m) with 1/4" male compression fitting (standard ice maker connector)

**RVB 477 790**  
fully integrated, 30" (76.2 cm)

RIGHT-hinged, field reversible.



- Panel ready
- Operated with or without handle



- Vario 400 series refrigeration column
- Fully integrated
- Width 36" (91.4 cm)
- Stainless steel interior with solid anthracite aluminium elements
- Warm white and glare-free LED light spots
- Opening assist for door with two options:
  1. Push-to-open function for integration into handleless cabinet front
  2. Pull-to-open function to facilitate opening the door using a handle
- The drawers in the RC and RF models are positioned at the same height. With side-by-side installation, the glass shelves and door bins can be aligned on the same level
- Flat stainless steel inner door, full-length
- Almost invisible rail system for shelves and door bins for flexible positioning
- Solid anthracite aluminium door bins
- One fresh cooling drawer 32°F (0°C) with manually adjustable temperature and one fresh cooling drawer with manually adjustable humidity
- TFT touch display
- ENERGY STAR<sup>®</sup> certified
- Home Connect™
- Sabbath mode certified by Star-K
- Net volume 20.6 cu.ft.

#### Included accessories

- 1 egg holder with lid

**RC 492 705**  
fully integrated, 36" (91.4 cm)

RIGHT-hinged, field reversible.



- Panel ready
- Operated with or without handle

## Vario 400 series cooling



- Vario 400 series refrigeration column
  - Fully integrated
  - Width 30" (76.2 cm)
  - Stainless steel interior with solid anthracite aluminium elements
  - Warm white and glare-free LED light spots
  - Opening assist for door with two options:
    1. Push-to-open function for integration into handleless cabinet front
    2. Pull-to-open function to facilitate opening the door using a handle
  - The drawers in the RC and RF models are positioned at the same height. With side-by-side installation, the glass shelves and door bins can be aligned on the same level
- Flat stainless steel inner door, full-length
  - Almost invisible rail system for shelves and door bins for flexible positioning
  - Solid anthracite aluminium door bins
  - One fresh cooling drawer 32°F (0°C) with manually adjustable temperature )and one fresh cooling drawer with manually adjustable humidity
  - TFT touch display
  - ENERGY STAR® certified
  - Home Connect™
  - Sabbath mode certified by Star-K
  - Net volume 16.8 cu.ft.
- Included accessories
- 1 egg holder with lid

**RC 472 705**  
fully integrated, 30" (76.2 cm)

RIGHT-hinged, field reversible.



- Panel ready
- Operated with or without handle



- Vario 400 series refrigeration column
  - Fully integrated
  - Width 24" (61 cm)
  - Stainless steel interior with solid anthracite aluminium elements
  - Warm white and glare-free LED light spots
  - Opening assist for door with two options:
    1. Push-to-open function for integration into handleless cabinet front
    2. Pull-to-open function to facilitate opening the door using a handle
  - The drawers in the RC and RF models are positioned at the same height. With side-by-side installation, the glass shelves and door bins can be aligned on the same level
- Flat stainless steel inner door, full-length
  - Almost invisible rail system for shelves and door bins for flexible positioning
  - Solid anthracite aluminium door bins
  - One fresh cooling drawer 32 °F (0°C) with manually adjustable temperature and one fresh cooling drawer with manually adjustable humidity
  - TFT touch display
  - ENERGY STAR® certified
  - Home Connect™
  - Sabbath mode certified by Star-K
  - Net volume 13.0 cu.ft.
- Included accessories
- 1 egg holder with lid

**RC 462 705**  
fully integrated, 24" (61 cm)

RIGHT-hinged, field reversible.



- Panel ready
- Operated with or without handle

## Vario 400 series cooling



- Vario 400 series freezer column
- Fully integrated
- Width 36" (91.4 cm)
- Stainless steel interior with solid anthracite aluminium elements
- Warm white and glare-free LED light spots
- Opening assist for door with two options:
  1. Push-to-open function for integration into handleless cabinet front
  2. Pull-to-open function to facilitate opening the door using a handle
- The drawers in the RC and RF models are positioned at the same height. With side-by-side installation, the glass shelves and door bins can be aligned on the same level
- Material and aesthetics of interior as for RC model
  - Glass shelves
  - Solid anthracite aluminium door bins
- Flat stainless steel inner door, full-length
- Almost invisible rail system for shelves and door bins for flexible positioning
- Integrated automatic ice maker with fixed water connection
- TFT touch display
- ENERGY STAR® certified
- Home Connect™
- Sabbath mode certified by Star-K
- Net volume 19.4 cu.ft.

#### Included accessories

- 1 ice cube scoop
- 1 ice storage container, large
- 1 Accessory for side-by-side installation (RA 460 000)
- 1 supply hose, 47" (1.2 m) with ¼" male compression fitting (standard ice maker connector)

**RF 491 705**  
fully integrated, 36" (91.4 cm)

LEFT-hinged, field reversible.



- Panel ready
- Operated with or without handle



- Vario 400 series freezer column
- Fully integrated
- Width 30" (76.2 cm)
- Stainless steel interior with solid anthracite aluminium elements
- Warm white and glare-free LED light spots
- Opening assist for door with two options:
  1. Push-to-open function for integration into handleless cabinet front
  2. Pull-to-open function to facilitate opening the door using a handle
- The drawers in the RC and RF models are positioned at the same height. With side-by-side installation, the glass shelves and door bins can be aligned on the same level
- Material and aesthetics of interior as for RC model
  - Glass shelves
  - Solid anthracite aluminium door bins
- Flat stainless steel inner door, full-length
- Almost invisible rail system for shelves and door bins for flexible positioning
- Integrated automatic ice maker with fixed water connection
- TFT touch display
- ENERGY STAR® certified
- Home Connect™
- Sabbath mode certified by Star-K
- Net volume 15.8 cu.ft.

#### Included accessories

- 1 ice cube scoop
- 1 ice storage container, large
- 1 Accessory for side-by-side installation (RA 460 000)
- 1 supply hose, 47" (1.2 m) with ¼" male compression fitting (standard ice maker connector)

**RF 471 705**  
fully integrated, 30" (76.2 cm)

LEFT-hinged, field reversible.



- Panel ready
- Operated with or without handle

## Vario 400 series cooling



- Vario 400 series freezer column
- Fully integrated
- Width 24" (61 cm)
- Stainless steel interior with solid anthracite aluminium elements
- Warm white and glare-free LED light spots
- Opening assist for door with two options:
  1. Push-to-open function for integration into handleless cabinet front
  2. Pull-to-open function to facilitate opening the door using a handle
- The drawers in the RC and RF models are positioned at the same height. With side-by-side installation, the glass shelves and door bins can be aligned on the same level
- Material and aesthetics of interior as for RC model
  - Glass shelves
  - Solid anthracite aluminium door bins
- Flat stainless steel inner door, full-length
- Almost invisible rail system for shelves for flexible positioning
- Illuminated dispenser for ice cubes, crushed ice and chilled water in the door
- Integrated automatic ice maker with fixed water connection
- Proximity sensor for ice and water dispenser
- TFT touch display
- ENERGY STAR® certified
- Home Connect™
- Sabbath mode certified by Star-K
- Net volume 11.2 cu.ft.

### Included accessories

- 1 Accessory for side-by-side installation (RA 460 000)
- 1 supply hose, 47" (1.2 m) with ¼" male compression fitting (standard ice maker connector)

**RF 463 707**  
fully integrated, 24" (61 cm), left hinged

RF 463 707

- Panel ready
- Operated with or without handle
- Left-hinged only



- Vario 400 series freezer column
- Fully integrated
- Width 24" (61 cm)
- Stainless steel interior with solid anthracite aluminium elements
- Warm white and glare-free LED light spots
- Opening assist for door with two options:
  1. Push-to-open function for integration into handleless cabinet front
  2. Pull-to-open function to facilitate opening the door using a handle
- The drawers in the RC and RF models are positioned at the same height. With side-by-side installation, the glass shelves and door bins can be aligned on the same level
- Material and aesthetics of interior as for RC model
  - Glass shelves
  - Solid anthracite aluminium door bins
- Flat stainless steel inner door, full-length
- Almost invisible rail system for shelves and door bins for flexible positioning
- Integrated automatic ice maker with fixed water connection
- TFT touch display
- ENERGY STAR® certified
- Home Connect™
- Sabbath mode certified by Star-K
- Net volume 12.2 cu.ft.

### Included accessories

- 1 ice cube scoop
- 1 ice storage container, large
- 1 Accessory for side-by-side installation (RA 460 000)
- 1 supply hose, 47" (1.2 m) with ¼" male compression fitting (standard ice maker connector)

**RF 461 705**  
fully integrated, 24" (61 cm)

LEFT-hinged, field reversible.

- Panel ready
- Operated with or without handle



## Vario 400 series cooling



- Vario 400 series freezer column
- Fully integrated
- Width 18" (45.7 cm)
- Stainless steel interior with solid anthracite aluminium elements
- Warm white and glare-free LED light spots
- Opening assist for door with two options:
  1. Push-to-open function for integration into handleless cabinet front
  2. Pull-to-open function to facilitate opening the door using a handle
- The drawers in the RC and RF models are positioned at the same height. With side-by-side installation, the glass shelves and door bins can be aligned on the same level
- Material and aesthetics of interior as for RC model
  - Glass shelves
  - Solid anthracite aluminium door bins
- Flat stainless steel inner door, full-length
- Almost invisible rail system for shelves and door bins for flexible positioning
- Integrated automatic ice maker with fixed water connection
- TFT touch display
- ENERGY STAR® certified
- Home Connect™
- Sabbath mode certified by Star-K
- Net volume 8.6 cu.ft.

### Included accessories

- 1 ice cube scoop
- 1 ice storage container, large
- 1 Accessory for side-by-side installation (RA 460 000)
- 1 supply hose, 47" (1.2 m) with ¼" male compression fitting (standard ice maker connector)

**RF 411 705**  
fully integrated, 18" (45.7 cm)

LEFT-hinged, field reversible.



- Panel ready
- Operated with or without handle

## 400 series wine



- Vario 400 series wine climate cabinet
- Fully integrated, with glass door
- Width 24" (61 cm)
- 3 independently controllable climate zones
- Consistent temperatures with exact control from 41 °F to 68 °F (+5 °C to +20 °C)
- Humidity control
- Stainless steel interior
- Fully extendable bottle trays in oak wood and solid aluminium in anthracite
- Bottle trays with hidden telescopic rails
- Warm white and glare-free LED light spots
- 5 preset lighting scenarios, selectable via TFT display
- Opening assist for door with two options:
  1. Push-to-open function for integration into handleless cabinet front
  2. Pull-to-open function to facilitate opening the door using a handle
- Low-vibration operation
- TFT touch display
- Number of standard wine bottles: 99
- Home Connect™
- Sabbath mode certified by Star-K

### Included accessories

- 1 Accessory for side-by-side installation (RA 460 000)

**RW 466 765**  
fully integrated, with glass door, 24" (61 cm),  
right hinged

- Panel ready
- Operated with or without handle



## 400 series wine



- Vario 400 series wine climate cabinet
  - Fully integrated, with glass door
  - Width 18" (45.7 cm)
  - Two individual temperature zones, both continuously variable
  - Consistent temperatures with exact control from 41 °F to 68 °F (+5 °C to +20 °C)
  - Humidity control
  - Stainless steel interior
  - Fully extendable bottle trays in oak wood and solid aluminium in anthracite
  - Bottle trays with hidden telescopic rails
  - Warm white and glare-free LED light spots
  - 5 preset lighting scenarios, selectable via TFT display
  - Opening assist for door with two options:
    1. Push-to-open function for integration into handleless cabinet front
    2. Pull-to-open function to facilitate opening the door using a handle
  - Low-vibration operation
  - TFT touch display
  - Number of standard wine bottles: 70
  - Home Connect™
  - Sabbath mode certified by Star-K
- Included accessories**
- 1 Accessory for side-by-side installation (RA 460 000)

### RW 414 765

fully integrated, with glass door, 18" (45.7 cm), right hinged

- Panel ready
- Operated with or without handle



- 400 series 24" under-counter wine storage unit
- Under-counter wine storage unit with stainless steel-framed glass door
- Width 23 5/8" (60 cm)
- ADA compliant
- Two individual temperature zones, both continuously variable
- Consistent temperatures with exact control from 41 °F to 64 °F
- Extendable bottle trays in beech and aluminum
- LED lighting
- Cushioned door closing system allowing a soft and controlled door closure
- Door lock
- Number of standard wine bottles: 34
- Side-by-side installation possible with special accessory







### RW 404 761

stainless steel, 23 5/8" (60 cm), right hinged

Note: Stainless steel door only with handle. Cannot accommodate a custom panel.









## Cooling accessories

		400 series										Wine		200 series			
		RY 492/RVY 497 36"	RB 492/RVB 497 36"	RB 472/RVB 477 30"	RC 492 705 36"	RC 472 705 30"	RC 462 705 24"	RF 491 705 36"	RF 471 705 30"	RF 463 707 24" IWD	RF 461 705 24"	RF 411 705 18"	RW 466 765 24"	RW 414 765 18"	RW 404 761 23"	RB 282 705 22"	
	<ul style="list-style-type: none"> <li>- Replacement activated charcoal air filter</li> </ul>															•	<p><b>RA 050 220</b></p> <ul style="list-style-type: none"> <li>- Effectively filters odors</li> </ul>
	<ul style="list-style-type: none"> <li>- Replacement activated charcoal air filter</li> <li>- set of 2 pcs.</li> </ul>	• <sup>1</sup>	• <sup>2</sup>	• <sup>3</sup>													<p><b>RVA 450 220</b></p>
	<ul style="list-style-type: none"> <li>- Storage container with transparent lid, anthracite</li> <li>- Egg insert Part No.11031964</li> </ul>	•	•	•	•	•											<p><b>RA 430 100</b></p> <ul style="list-style-type: none"> <li>- Ideal for storing food in your refrigerator</li> <li>- Transparent lid</li> <li>- Anthracite</li> <li>- Approximately 12.75" x 7" x 3"</li> </ul>
	<ul style="list-style-type: none"> <li>- Presenter in oak wood and aluminum in anthracite for single bottle display</li> <li>- 1 piece</li> <li>- Includes screw hole cover set RA 430 000.</li> </ul>											•	•				<p><b>RA 493 060</b></p> <ul style="list-style-type: none"> <li>- Oak wine bottle presenter</li> </ul>
	<ul style="list-style-type: none"> <li>- Solid oak wood bottle support with magnetic connector</li> </ul>	• <sup>1</sup>	• <sup>2</sup>	• <sup>3</sup>													<p><b>RVA 438 040</b></p> <ul style="list-style-type: none"> <li>- set of 1 piece</li> </ul>
	<ul style="list-style-type: none"> <li>- Presenter in oak wood and aluminum in anthracite for single bottle display</li> <li>- 1 piece</li> <li>- Includes screw hole cover set RA 430 000.</li> </ul>											•	•				<p><b>RA 430 000</b></p> <ul style="list-style-type: none"> <li>- 8 covers</li> </ul>
	<ul style="list-style-type: none"> <li>- Ethylene absorber starter kit</li> <li>- For placement in a fresh climate drawer.</li> </ul>	• <sup>1</sup>	• <sup>2</sup>	• <sup>3</sup>													<p><b>Part No. 17006999</b></p> <p>See One Portal for pricing</p>

1 RVY 497 790  
 2 RVB 497 790  
 3 RVB 477 790

## Cooling accessories

		400 series										Wine		200 series		
		RY 492/RVY 497 36"	RB 492/RVB 497 36"	RB 472/RVB 477 30"	RC 492 705 36"	RC 472 705 30"	RC 462 705 24"	RF 491 705 36"	RF 471 705 30"	RF 463 707 24" IWD	RF 461 705 24"	RF 411 705 18"	RW 466 765 24"	RW 414 765 18"	RW 404 761 23"	RB 282 705 22"
	- Ethylene absorber refill kit	• 1	• 2	• 3												Part No. 17007000 See One Portal for pricing
	- Ice storage container, small - For installation with a door opening angle of 90° the delivered ice storage container must be exchanged for the small ice storage container. This must be done prior to fixing the door.							•	•		•	•				RA 448 220
	- Activated charcoal water filter system for 2007–2020 Vario 400 freezer/bottom mount columns															Part No. 11034152 See Cleaners & Accessories Price List - UltraClarity Filter
	- Activated charcoal water filter for 2021+ Vario 400 freezer/bottom mount columns	•	•	•				•	•	•	•					Part No. 11032531 See Cleaners & Accessories Price List - UltraClarity Pro™ Filter
	- Water filter bypass for home water filtration system.	•	•	•				•	•	•	•					Part No. 11037377 See Cleaners & Accessories Price List - Install this bypass cartridge if you don't want to use a water filter in your refrigeration
	- Removable shelf with oak wood frame - Suitable for decanters and open bottles - Includes screw hole cover set RA 430 000 - For 18" wide appliances.												•			RA 492 160 - Ideal for decanters and open bottles - Oak frame - Removable

1 RVY 497 790  
2 RVB 497 790  
3 RVB 477 790



## Panel reference guide







Step 1: Columns and Bottom Freezers			Step 2: Panels			Step 3: Handles (for use with custom panels)		
Column type	Width	Door swing type	Custom panel	Stainless steel or dark stainless steel door panels with handles	Stainless steel or dark stainless steel door panels, handleless	Stainless steel handle for refrigerator door 44 ½" (1131 mm)	Stainless steel handle for bottom freezer door 31 ⅞" (810 mm)	Stainless steel handle for bottom freezer door 25 ⅞" (658 mm)
<b>BOTTOM FREEZERS/FRENCH DOOR BOTTOM FREEZERS</b>								
<b>RVY 497 790</b>	35 ½"	n/a	Panel Ready	RVA 421 922 dark stainless RA 421 915 stainless steel	RVA 428 922 dark stainless	RA 425 110	RA 425 910	–
<b>RVB 497 790</b>	35 ½"	Right/Reversible	Panel Ready	RVA 421 920 dark stainless RA 421 913 stainless steel	RVA 428 920 dark stainless	RA 425 110	RA 425 910	–
<b>RVB 477 790</b>	30"	Right/Reversible	Panel Ready	RVA 421 720 dark stainless	RVA 428 720 dark stainless	RA 425 110	–	RA 425 710
<b>400 series refrigeration columns</b>								
<b>RC 492 705</b>	36"	Right/Reversible	Panel Ready	RA 421 914	RA 428 914	RA 425 110	–	–
<b>RC 472 705</b>	30"	Right/Reversible	Panel Ready	RA 421 713	RA 428 713	RA 425 110	–	–
<b>RC 462 705</b>	24"	Right/Reversible	Panel Ready	RA 421 615	RA 428 615	RA 425 110	–	–
<b>400 series freezer columns</b>								
<b>RF 491 705</b>	36"	Left/Reversible	Panel Ready	RA 421 914	RA 428 914	RA 425 110	–	–
<b>RF 471 705</b>	30"	Left/Reversible	Panel Ready	RA 421 713	RA 428 713	RA 425 110	–	–
<b>RF 461 705</b>	24"	Left/Reversible	Panel Ready	RA 421 615	RA 428 615	RA 425 110	–	–
<b>RF 411 705</b>	18"	Left/Reversible	Panel Ready	RA 421 115	RA 428 115	RA 425 110	–	–
<b>400 series freezer columns with ice and water dispenser</b>								
<b>RF 463 707</b>	24"	Left	Panel Ready	RA 422 611	RA 428 811	RA 425 110	–	–
<b>400 series wine climate cabinet</b>								
<b>RW 466 765</b>	24"	Right	Panel Ready	RA 421 617 right-hinged RA 421 616 left-hinged	RA 428 616	RA 425 110	–	–
<b>RW 414 765</b>	18"	Right	Panel Ready	RA 421 117 right-hinged RA 421 116 left-hinged	RA 428 116	RA 425 110	–	–

1 Requires a larger 36" (914 mm) wide cutout in order to accommodate the larger doors. Please order RVA 460 910 (installation accessory).




2 Requires a larger 36" (914 mm) wide cutout in order to accommodate the larger doors. Please order RVA 460 910 (installation accessory).

## Cooling accessories

		400 series								Wine		200 series						
		RY 492/RVY 497 36"	RB 492/RVB 497 36"	RB 472/RVB 477 30"	RC 492 705 36"	RC 472 705 30"	RC 462 705 24"	RF 491 705 36"	RF 471 705 30"	RF 463 707 24" IWD	RF 461 705 24"	RF 411 705 18"	RW 466 765 24"	RW 414 765 18"	RW 404 761 23"	RB 282 705 22"		
	<ul style="list-style-type: none"> <li>- Removable shelf with oak wood frame</li> <li>- Suitable for decanters and open bottles</li> <li>- Includes screw hole cover set RA 430 000</li> <li>- For 24" wide appliances.</li> </ul>																RA 492 660 24"	
	<ul style="list-style-type: none"> <li>- Bottle support in oak wood for convenient storage of bottles on the division plate</li> <li>- For 18" wide appliances.</li> </ul>																	RA 498 140 18" - Ideal for decanters and open bottles - Oak - Removable
	<ul style="list-style-type: none"> <li>- Bottle support in oak wood for convenient storage of bottles on the division plate</li> <li>- For 24" wide appliances.</li> </ul>																	RA 498 640 24" - Ideal for decanters and open bottles - Oak - Removable
	<ul style="list-style-type: none"> <li>- Dark stainless steel door panels, handleless</li> <li>- For RVY 497, panel thickness 3/4"</li> </ul>		• <sup>1</sup>															RVA 428 922 stainless steel, 35 1/2" wide




1 RVY 497 790 only  
2 RY 492 705 only

## Cooling accessories

	<ul style="list-style-type: none"> <li>- Dark stainless steel door panels, with handle</li> <li>- For RYV 497, panel thickness 3/4".</li> </ul>	• <sup>1</sup>											
	<ul style="list-style-type: none"> <li>- Dark stainless steel door panels, handleless</li> <li>- For RVB 497, panel thickness 3/4".</li> </ul>	• <sup>2</sup>											
	<ul style="list-style-type: none"> <li>- Dark stainless steel door panels, with handle</li> <li>- For RVB 497, panel thickness 3/4".</li> </ul>	• <sup>4</sup>											





1 RYV 497 790 only  
2 RVB 497 790 only  
4 RVB 497 790 only

## Cooling accessories

		400 series								Wine		200 series					
		RY 492/RVY 497 36"	RB 492/RVB 497 36"	RB 472/RVB 477 30"	RC 492 705 36"	RC 472 705 30"	RC 462 705 24"	RF 491 705 36"	RF 471 705 30"	RF 463 707 24" IWD	RF 461 705 24"	RF 411 705 18"	RW 466 765 24"	RW 414 765 18"	RW 404 761 23"	RB 282 705 22"	
	<ul style="list-style-type: none"> <li>- Stainless steel door panel, handleless</li> <li>- For 36" wide appliances, panel thickness 3/4".</li> </ul>				•			•									<b>RA 428 914</b> stainless steel, 36" wide
	<ul style="list-style-type: none"> <li>- Stainless steel door panel with handle</li> <li>- For 36" wide appliances, panel thickness 3/4".</li> </ul>				•			•									<b>RA 421 914</b> stainless steel, 36" wide
	<ul style="list-style-type: none"> <li>- Dark stainless steel door panels, handleless</li> <li>- For RVB 477, panel thickness 3/4".</li> </ul>				• <sup>1</sup>												<b>RVA 428 720</b> stainless steel, 30" wide





1 RVB 477 790 only

## Cooling accessories





		400 series												Wine		200 series	
		RY 492/RVY 497 36"	RB 492/RVB 497 36"	RB 472/RVB 477 30"	RC 492 705 36"	RC 472 705 30"	RC 462 705 24"	RF 491 705 36"	RF 471 705 30"	RF 463 707 24" IWD	RF 461 705 24"	RF 411 705 18"	RW 466 765 24"	RW 414 765 18"	RW 404 761 23"	RB 282 705 22"	
	<ul style="list-style-type: none"> <li>- Dark stainless steel door panels, with handle</li> <li>- For RVB 477, panel thickness 3/4".</li> </ul>			• <sup>1</sup>													<b>RVA 421 720</b> stainless steel, 30" wide
	<ul style="list-style-type: none"> <li>- Stainless steel door panel, handleless</li> <li>- For 30" wide appliances, panel thickness 3/4".</li> </ul>				•		•										<b>RA 428 713</b> stainless steel, 30" wide
	<ul style="list-style-type: none"> <li>- Stainless steel door panel with handle</li> <li>- For 30" wide appliances, panel thickness 3/4".</li> </ul>				•		•										<b>RA 421 713</b> stainless steel, 30" wide
	<ul style="list-style-type: none"> <li>- Stainless steel door panel, handleless</li> <li>- For 24" wide appliances, panel thickness 3/4".</li> </ul>					•			•								<b>RA 428 615</b> stainless steel, 24" wide

1 RVB 477 790 only







# Cooling accessories

		400 series								Wine		200 series				
		RY 492/RVY 497 36"	RB 492/RVB 497 36"	RB 472/RVB 477 30"	RC 492 705 36"	RC 472 705 30"	RC 462 705 24"	RF 491 705 36"	RF 471 705 30"	RF 463 707 24" IWD	RF 461 705 24"	RF 411 705 18"	RW 466 765 24"	RW 414 765 18"	RW 404 761 23"	RB 282 705 22"
	<ul style="list-style-type: none"> <li>- Stainless steel door panel with handle</li> <li>- For 24" wide appliances, panel thickness 3/4".</li> </ul>						•			•						<b>RA 421 615</b> stainless steel, 24" wide
	<ul style="list-style-type: none"> <li>- Stainless steel door panel, handleless</li> <li>- For RF 463, panel thickness 3/4".</li> </ul>									•						<b>RA 428 811</b> stainless steel, 24" wide
	<ul style="list-style-type: none"> <li>- Stainless steel door panel with handle</li> <li>- For RF 463, panel thickness 3/4".</li> </ul>									•						<b>RA 422 611</b> stainless steel, 24" wide
	<ul style="list-style-type: none"> <li>- Stainless steel door panel frame, handleless</li> <li>- For 24" wide appliances, panel thickness 3/4".</li> </ul>											•				<b>RA 428 616</b> stainless steel, 24" wide

# Cooling accessories









		400 series							Wine		200 series			
		RY 492/RVY 497 36"	RB 492/RVB 497 36"	RC 492/RVC 497 30"	RD 492/RVD 497 36"	RE 492/RVE 30"	RF 492/RVF 36"	RF 471 705 30"	RF 463 707 24" IWD	RF 411 705 18"	RW 466 765 24"	RW 414 765 18"	RW 404 761 23"	RB 282 705 22"
	<ul style="list-style-type: none"> <li>- Stainless steel door panel frame with handle</li> <li>- For 24" wide appliances, panel thickness 3/4".</li> </ul>													<ul style="list-style-type: none"> <li><b>RA 421 617</b> stainless steel, right-hinged, 24" wide</li> <li><b>RA 421 616</b> stainless steel, left-hinged, 24" wide</li> </ul>
	<ul style="list-style-type: none"> <li>- Stainless steel door panel, handleless</li> <li>- For 18" wide appliances, panel thickness 3/4".</li> </ul>													<ul style="list-style-type: none"> <li><b>RA 428 115</b> stainless steel, 18" wide</li> </ul>
	<ul style="list-style-type: none"> <li>- Stainless steel door panel with handle</li> <li>- For 18" wide appliances, panel thickness 3/4".</li> </ul>													<ul style="list-style-type: none"> <li><b>RA 421 115</b> stainless steel, 18" wide</li> </ul>
	<ul style="list-style-type: none"> <li>- Stainless steel door panel frame, handleless</li> <li>- For 18" wide appliances, panel thickness 3/4".</li> </ul>													<ul style="list-style-type: none"> <li><b>RA 428 116</b> stainless steel, 18" wide</li> </ul>

## Cooling accessories












		400 series										Wine		200 series		
		RY 492/RVY 497 36"	RB 492/RVB 497 36"	RB 472/RVB 477 30"	RC 492 705 36"	RC 472 705 30"	RC 462 705 24"	RF 491 705 36"	RF 471 705 30"	RF 463 707 24" IWD	RF 461 705 24"	RF 411 705 18"	RW 466 765 24"	RW 414 765 18"	RW 404 761 23"	RB 282 705 22"
	<ul style="list-style-type: none"> <li>Stainless steel door panel frame with handle</li> <li>For 18" wide appliances, panel thickness 3/4".</li> </ul>															<ul style="list-style-type: none"> <li><b>RA 421 117</b> stainless steel, right-hinged, 18" wide</li> <li><b>RA 421 116</b> stainless steel, left-hinged, 18" wide</li> </ul>
	<ul style="list-style-type: none"> <li>Stainless steel handle for refrigerator door</li> <li>With 3 mounts, length 44 1/2" (1131 mm), drilling distance between each mount 21 13/16" (554 mm).</li> </ul>	•	•	•	•	•	•	•	•	•	•	•	•	•		<ul style="list-style-type: none"> <li><b>RA 425 110</b> stainless steel</li> </ul>
	<ul style="list-style-type: none"> <li>Stainless steel handle for bottom freezer door</li> <li>For RB/RVY 492, with 2 mounts, length 31 7/8" (810 mm), drilling distance between the mounts 31" (787 mm).</li> </ul>	•	•													<ul style="list-style-type: none"> <li><b>RA 425 910</b> stainless steel</li> </ul>
	<ul style="list-style-type: none"> <li>Stainless steel handle for bottom freezer door</li> <li>For RB 472 with 2 mounts, length 25 7/8" (658 mm), drilling distance between the mounts 25 1/16" (637 mm).</li> </ul>			•												<ul style="list-style-type: none"> <li><b>RA 425 710</b> stainless steel</li> </ul>
	<ul style="list-style-type: none"> <li>Installation kit for side-by-side installation for connecting any two columns</li> <li>Included in delivery for RF and RW.</li> </ul>	•	•	•	•	•	•	•	•	•	•	•	•	•		<ul style="list-style-type: none"> <li><b>RA 460 000</b></li> </ul>
	<ul style="list-style-type: none"> <li>Additional side heating element</li> <li>110 V. Required if appliances are installed with a distance greater than 5/8" and less than 6 5/16" next to each other and for all built-in situations in a very humid environment</li> <li>Not required if appliances are installed more than 6 5/16" apart from each other.</li> </ul>	•	•	•	•	•	•	•	•	•	•	•	•	•		<ul style="list-style-type: none"> <li><b>RA 460 012</b></li> </ul>








## Cooling accessories

	400 series											Wine	200 series			
	RY 492/RVY 497 36"	RB 492/RVB 497 36"	RB 472/RVB 477 30"	RC 492 705 36"	RC 472 705 30"	RC 462 705 24"	RF 491 705 36"	RF 471 705 30"	RF 463 707 24" IWD	RF 461 705 24"	RF 411 705 18"	RW 466 765 24"	RW 414 765 18"	RW 404 761 23"	RB 282 705 22"	
	•															RVA 460 900
	•															RVA 460 020
	•	•														RVA 460 910
				•	•	•	•	•	•	•	•	•	•	•		RA 460 020
	•	•	•													RA 460 030
				•	•	•	•	•	•	•	•	•	•			RA 423 140 stainless steel
	•	•	•													RVA 423 141
	•	•	•													RA 423 340 stainless steel

## Cooling accessories

		400 series										Wine		200 series			
		RY 492/RVY 497 36"	RB 492/RVB 497 36"	RC 492/RVC 497 36"	RC 472 705 30"	RC 462 705 24"	RF 491 705 36"	RF 471 705 30"	RF 463 707 24" IWD	RF 461 705 24"	RF 411 705 18"	RW 466 765 24"	RW 414 765 18"	RW 404 761 23"	RB 282 705 22"		
	<ul style="list-style-type: none"> <li>- Side-by-side Connection Kit for RB and RC (included as standard with RF, RW)</li> <li>- For RVY 497.</li> </ul>	•															RVA 460 000
	<ul style="list-style-type: none"> <li>- Ventilation grill stainless steel</li> <li>- For 36" wide RC appliances without water filter.</li> </ul>			•		•											RA 464 911 stainless steel, 36" wide
	<ul style="list-style-type: none"> <li>- Ventilation grill stainless steel</li> <li>- For 36" RF 491 705.</li> </ul>						•										RA 464 914 stainless steel, 36" wide
	<ul style="list-style-type: none"> <li>- Ventilation grill stainless steel</li> <li>- For 30" wide RC appliances without water filter.</li> </ul>				•												RA 464 711 stainless steel, 30" wide
	<ul style="list-style-type: none"> <li>- Ventilation grill stainless steel</li> <li>- For 30" RF 471 705.</li> </ul>						•										RA 464 714 stainless steel, 30" wide
	<ul style="list-style-type: none"> <li>- Ventilation grill stainless steel</li> <li>- For 24" RC and RW appliances without water filter.</li> </ul>					•					•						RA 464 611 stainless steel, 24" wide
	<ul style="list-style-type: none"> <li>- Ventilation grill stainless steel</li> <li>- For 24" RF 461 705.</li> </ul>								•								RA 464 616 stainless steel, 24" wide
	<ul style="list-style-type: none"> <li>- Ventilation grill stainless steel</li> <li>- For 24" RF 463 706. IWD, right-hinged</li> </ul>																RA 464 617 stainless steel, 24" wide
	<ul style="list-style-type: none"> <li>- Ventilation grill stainless steel</li> <li>- For 24" RF 463 707. IWD, left-hinged</li> </ul>								•								RA 464 618 stainless steel, 24" wide
	<ul style="list-style-type: none"> <li>- Ventilation grill stainless steel</li> <li>- For 18" RW appliances without water filter</li> </ul>										•						RA 464 111 stainless steel, 18" wide
	<ul style="list-style-type: none"> <li>- Ventilation grill stainless steel</li> <li>- For 18" RF 411 705</li> </ul>									•							RA 464 113 stainless steel, 18" wide

## Cooling accessories

		400 series										Wine		200 series			
		RY 492/RVY 497 36"	RB 492/RVB 497 36"	RB 472/RVB 477 30"	RC 492 705 36"	RC 472 705 30"	RC 462 705 24"	RF 491 705 36"	RF 471 705 30"	RF 463 707 24" IWD	RF 461 705 24"	RF 411 705 18"	RW 466 765 24"	RW 414 765 18"	RW 404 761 23"	RB 282 705 22"	
	<ul style="list-style-type: none"> <li>- Accessory for side-by-side installation of two under-counter wine climate cabinets.</li> </ul>														•		<b>RA 097 600</b> stainless steel
	<ul style="list-style-type: none"> <li>- Door lock for RW 414/464 wine storage unit</li> <li>- (Includes a special drill kit).</li> </ul>												•	•			<b>RA 420 010</b> stainless steel <ul style="list-style-type: none"> <li>- For use with select wine storage cabinets</li> <li>- Installation instructions sold separately, order Part No. 00720358</li> <li>- To purchase the key only, order Part No. 00621432. To purchase the left cut-out cover only, order Part No. 00619231. To purchase the right cut-out cover only, order Part No. 00619232</li> </ul>
	<ul style="list-style-type: none"> <li>- Heavy duty hinge support for a maximum door weight of 59 lb (27 kg)</li> </ul>														•		<b>RA 260 000</b> stainless steel
	<ul style="list-style-type: none"> <li>- Fully extendable bottle trays with hidden telescopic rails in oak wood and solid aluminum in anthracite</li> <li>- For 18" wide appliances.</li> </ul>													•			<b>RA491161</b> stainless steel, 18" wide <ul style="list-style-type: none"> <li>- Made of oak and aluminum</li> <li>- Shelf extends for ease of use</li> </ul>
	<ul style="list-style-type: none"> <li>- Fully extendable bottle trays with hidden telescopic rails in oak wood and solid aluminum in anthracite</li> <li>- For 24" wide appliances.</li> </ul>													•			<b>RA491661</b> stainless steel, 24" wide <ul style="list-style-type: none"> <li>- Made of oak and aluminum</li> <li>- Shelf extends for ease of use</li> </ul>

## 400 series dishwashers



- Dishwasher 400 series
- Fully integrated
- Euro Tub, appliance height 32 <sup>3</sup>/<sub>16</sub>"
- Tall Tub, appliance height 34 <sup>1</sup>/<sub>8</sub>"
- Optimal protection for sensitive glassware by low temperature drying with zeolite, optimized basket design and intelligent water softening
- 8 programs with aqua sensor and 4 options, such as Power for cleaning and drying dishes in one hour and Intensive for particularly thorough cleaning in the lower basket
- Flexible basket system with smooth running rails on all levels and cushioned closing of the upper and lower basket
- Perfectly illuminated interior
- Push-to-open function for perfect integration into handleless custom cabinet fronts
- 3rd rack for cutlery
- Remaining time projection onto the kitchen floor
- Very quiet: 42 dB
- ENERGY STAR® certified
- Home Connect™

### Included accessories

- 1 baking tray spray head
- 1 Gastronorm container inserts
- 1 holder for long-stemmed glasses

**DF 480 701**  
fully integrated, Euro Tub, ADA compliant

**DF 481 701**  
fully integrated, Tall Tub

DF 480 700/701  
- Euro Tub ADA Compliant

DF 481 700/701  
- Tall Tub



- Flexible hinge dishwasher 400 series
- Fully integrated with flexible hinge
- Euro Tub, appliance height 32 <sup>3</sup>/<sub>16</sub>"
- Tall Tub, appliance height 34 <sup>1</sup>/<sub>8</sub>"
- Optimal protection for sensitive glassware by low temperature drying with zeolite, optimized basket design and intelligent water softening
- 8 programs with aqua sensor and 4 options, such as Power for cleaning and drying dishes in one hour and Intensive for particularly thorough cleaning in the lower basket
- Flexible basket system with smooth running rails on all levels and cushioned closing of the upper and lower basket
- Perfectly illuminated interior
- Push-to-open function for perfect integration into handleless custom cabinet fronts
- 3rd rack for cutlery
- Flexible hinge for reduced toe-kick height to as low as 1 <sup>15</sup>/<sub>16</sub>" (50 mm)
- Lateral Info-Light
- Very quiet: 42 dB
- ENERGY STAR® certified
- Home Connect™

### Included accessories

- 1 baking tray spray head
- 1 Gastronorm container inserts
- 1 holder for long-stemmed glasses

**DF 480 701F**  
fully integrated, Euro Tub, ADA compliant

**DF 481 701F**  
fully integrated, Tall Tub

DF 480 700F/701F  
- Euro Tub ADA Compliant

DF 481 700F/701F  
- Tall Tub



## 200 series dishwashers



- Dishwasher 200 series
- Fully integrated
- Euro Tub, appliance height 32 <sup>3</sup>/<sub>16</sub>"
- Tall Tub, appliance height 34 <sup>1</sup>/<sub>8</sub>"
- 6 programs with aqua sensor and 3 options, such as Power to reduce the cycle time and Intensive for particularly thorough cleaning in the lower basket
- Flexible basket system
- Bright interior lighting
- 3rd rack for cutlery and utensils
- Very quiet: 42 dB
- ENERGY STAR® certified
- Home Connect™

### Included accessories

- 1 tray spray head

**DF 210 701**  
fully integrated, Euro Tub, ADA compliant







**DF 211 701**  
fully integrated, Tall Tub

DF 210 701  
- Euro Tub ADA Compliant




DF 211 701  
- Tall Tub



## Dishwasher accessories

	400 series				200 series		
	DF 480 701	DF 481 701	DF 480 701F	DF 481 701F	DF 210 701	DF 211 701	
 <ul style="list-style-type: none"> <li>- Stainless steel trim kit for all DF 210/ DF 480 dishwashers</li> <li>- Set of 2, for left and right.</li> </ul>	•		•				<b>DA 020 011</b> fully integrated, for Euro Tub
 <ul style="list-style-type: none"> <li>- Stainless steel trim kit for all DF 210/ DF 480 dishwashers</li> <li>- Set of 2, for left and right.</li> </ul>		•		•			<b>DA 020 111</b> fully integrated, for Tall Tub
 <ul style="list-style-type: none"> <li>- 3rd basket</li> <li>- For DF 211 dishwasher</li> <li>- 3rd loading level above the upper basket</li> <li>- For small bowls, cups and cooking utensils</li> <li>- Movable knife shelf.</li> </ul>						•	<b>DA 045 060</b> <ul style="list-style-type: none"> <li>- Ideal for washing large cutlery pieces, cooking utensils, small bowls, and espresso cups</li> <li>- To be placed above upper rack</li> <li>- Removable knife shelf</li> </ul>
 <ul style="list-style-type: none"> <li>- 3rd basket</li> <li>- With smooth running rails</li> <li>- For DF 481 / DF 481 F dishwasher</li> <li>- 3rd loading level above the upper basket</li> <li>- For small bowls, cups and cooking utensils</li> <li>- Movable knife shelf.</li> </ul>		•		•			<b>DA 045 061</b> <ul style="list-style-type: none"> <li>- Ideal for washing large cutlery pieces, cooking utensils, small bowls, and espresso cups</li> <li>- To be placed above upper rack</li> <li>- Removable knife shelf</li> </ul>
 <ul style="list-style-type: none"> <li>- Silvercare cartridge for all dishwashers</li> <li>- Made of aluminium to protect silverware from corrosion</li> <li>- Easy use of cartridge in the cutlery basket</li> <li>- W x H x D in inches 2 1/16" x 8 9/16" x 1 7/8".</li> </ul>	•	•	•	•	•	•	<b>DA 042 030</b> <ul style="list-style-type: none"> <li>- Aluminum cassette protects silver cutlery from corrosion</li> <li>- Simply put your silverware into the cassette. Cassette fits easily in the cutlery basket</li> <li>- 8" x 2.25" x 1.6"</li> </ul>
 <ul style="list-style-type: none"> <li>- Holder for long-stemmed glasses</li> <li>- Offers safe positioning for up to four long-stemmed glasses during the dishwashing process and ensures an optimal cleaning result</li> <li>- For positioning in the lower basket</li> </ul>	•	•	•	•	•	•	<b>DA 043 000</b> <ul style="list-style-type: none"> <li>- Helps hold delicate glasses in place for a thorough cleaning</li> <li>- Holds 4 long-stemmed glasses</li> <li>- Used on lower dishwasher rack</li> </ul>

## Dishwasher accessories

	400 series				200 series		
	DF 480 701	DF 481 701	DF 480 701F	DF 481 701F	DF 210 701	DF 211 701	
 <ul style="list-style-type: none"> <li>- Stainless steel-backed full glass door for tall tub dishwashers</li> <li>- Height adjustable by 2" (49 mm), height 28 3/8" - 30 1/4" (72 to 76.9 cm)</li> <li>- W x D in cm: 23 1/4" x 3/4" (59 x 1.9 cm)</li> <li>- Handle: W x D x Ø in: 17 1/16" x 1 5/16" x 9/16" (45 x 4.9 x 1.4 cm).</li> </ul>		•				•	<a href="#">DA 231 110</a>
 <ul style="list-style-type: none"> <li>- Handle bar with 2 mounts, stainless steel, length 17 1/16, drilling distance 16 1/16</li> </ul>					•	•	<a href="#">GH 045 010</a>
 <ul style="list-style-type: none"> <li>- Aqua stop extension (78" long) For all models</li> <li>- Extends the water supply and waste hose up to 10'</li> <li>- Necessary if distance from water connection to dishwasher is more than 47 1/4". Extension for water inlet and outlet (2 m long).</li> </ul>	•	•	•	•	•	•	<a href="#">GZ 010 011</a>



📍 Oficinas Corporativas Artexa  
Cañón Grande 7720, Col. La Estanzuela  
Monterrey, N.L. 64984  
T: (81) 8625 5000 | [info@artexa.com](mailto:info@artexa.com)

📍 Artexa Experience & Design Center Mexico City  
Homero 1433 Mezzanine Col. Polanco II Secc.  
Delegación Miguel Hidalgo, Ciudad de México 11540  
T: (81) 8625 5090 / 5091 | [ctas@artexa.com](mailto:ctas@artexa.com)

📍 Taller de Arquitectura Artexa  
Rubén Darío 1533 Piso 6B  
Col. Providencia Sección 4  
C.P. 44639 Guadalajara, Jalisco.