



**BOSCH**

Invented for life



# Mainline & Benchmark Price List

COD:B052022



## TÉRMINOS Y CONDICIONES

- Por ser nuestra línea de productos de importación, las listas de precios se manejan en dólares americanos y los artículos se liquidan en dólares americanos o pesos mexicanos al tipo de cambio que Artexa México S.A. de C.V. éste manejando el día de pago esto para evitar que paguen al tipo de cambio que maneje el banco o diario oficial. Los precios no incluyen IVA.
- El flete en todos los casos es por cobrar, con excepción de las ciudades de Monterrey, México, Guadalajara y sus zonas metropolitanas; siempre y cuando la orden de compra sea de un mínimo de **\$500.00 USD + IVA.**
- No nos hacemos responsables por los riesgos del transporte, por lo que es necesario inspeccionar perfectamente la mercancía recibida, y en caso de ser necesaria, efectuar la reclamación con anotación en la guía y fotografías del daño. Solo en caso de que la mercancía recibida sea mayor a 10 piezas se otorgará un plazo de 48 horas para su reclamación.

### PAGOS.

Para compras regulares de mercancía, el pago se realiza por anticipado a través de depósito bancario, es necesario contar con número de referencia para poder realizar el depósito el cual debe de ser consultado con su ejecutivo de cuenta.

<u>BANCOMER</u>	<u>SUCURSAL</u>	<u>CUENTA</u>	<u>CLABE ELECTRÓNICA</u>
BBVA MN	0813	0114193946	012580001141939466
BBVA (USD)	0813	0114193997	012580001141939974

- Una vez que se haya recibido la confirmación de sus pedidos por escrito, no se aceptan cambios o cancelaciones.
- Para órdenes de producto especiales o material SKU será necesario un anticipo del 50%.

## DEVOLUCIONES

- Toda la devolución debe tener una autorización previa por escrito por parte de Artexa México S.A. de C.V.
- Únicamente se aceptan devoluciones de productos que manejamos para entrega inmediata.
- Es necesario que el producto a devolver se encuentre en perfecto estado así como su empaque, es decir, en condiciones de venderse como producto nuevo.
- Toda devolución causará un 20% de cargo.
- Toda devolución debe ser hecha con flete pagado por quien lo envía y asumir el riesgo de envío; si el producto presenta algún daño, no se aceptará y por consiguiente no se emitirá ninguna nota de crédito.
- Nos reservamos el derecho de aceptar o no una devolución.
- No se aceptan devoluciones después de 30 días de haber recibido el material.
- No se aceptan devoluciones de productos que no son SKU.

# FRENCH DOOR REFRIGERATOR

*This price list supersedes all previous price lists. Prices listed herein do not include applicable state or local taxes.*

Model Number	Description	MSRP
--------------	-------------	------

**All Bosch Freestanding French Door Refrigerators Include the Following Features:**

- ENERGY STAR® Certified
- Hidden Hinges
- Door Alarm
- SuperCool/SuperFreeze®
- LED Lighting
- Gallon Door Storage Bins

**300 Series**

**36" Side-by-Side—Stainless Steel**

- 20.2 cu.ft.
- Counter Depth
- Fingerprint-Resistant Stainless Steel
- MultiAirFlow® Circulation System
- Easy Access Glass Shelf
- Tempered Glass Shelves
- Transparent Storage
- MultiBox Storage Drawers
- Dispenser Control Lock
- Egg Tray



B20CS30SNS

**B20CS30SNS**

**Stainless Steel, Bar Handle**

**4,164**



**\*Based on single ice maker production rates during a 24-hour period, measured per IEC standards, when the ice bin was removed. Results may vary depending on operating conditions.**

*This price list supersedes all previous price lists. Prices listed herein do not include applicable state or local taxes.*

Model Number	Description	MSRP
--------------	-------------	------

**800 Series**

**24" Freestanding Counter-Depth Two Door Bottom Freezer Refrigerator—  
Stainless Steel Door**

- 11 cu.ft.
- 24"x79" European Style
- Hidden Hinges
- SuperCool/SuperFreeze®
- AirFresh Filter®
- Sidewall LED Lighting
- HydroFresh Humidity-Controlled Crisper
- Telescopic Drawers
- Internal Ice Maker

**B11CB81SSS**

**Stainless Steel, with Internal Ice Maker**

**5,131**



B11CB81SSS



*This price list supersedes all previous price lists. Prices listed herein do not include applicable state or local taxes.*

Model Number	Description	MSRP
--------------	-------------	------

**All Bosch 100 Series Dishwashers Include the Following Features:**

**Quality**

- Anti-Finger Print Stainless Steel
- Stainless Steel Tub with Polypropylene
- 24/7 Overflow Protection

**Efficiency**

- 269 kWh/year
- ENERGY STAR® Certified

**Performance**

- Up to Six Wash Cycles Including: Heavy, Auto, Normal, Speed 60 and Rinse & Hold
- Up to Five Performance-Enhancing Options

**100 Series**

**Quietness**

- 50 dBA

**Design**

- Standard Button Controls

**Racks**

- 14-Place Setting Capacity
- Utility Rack
- Manual Adjusting Upper Rack
- 2 Lower Rack Flip Tines
- 2 Silverware Baskets

**Performance**

- Additional Wash Cycles: Delicate, Express
- Additional Options: Delay Start, Sanitize (NSF certified to remove up to 99.9% of bacteria)



SHEM3AY55N

**SHEM3AY55N**

**Recessed Handle, Stainless Steel with Silver Fascia**

**1,103**



This price list supersedes all previous price lists. Prices listed herein do not include applicable state or local taxes.

Model Number	Description	MSRP
--------------	-------------	------

**All Bosch 300 Series Dishwashers Include the Following Features:**

*Quietness*

- **44 dBA**
- **InfoLight®**
- **Time remaining Display**

*Design*

- **Electronic Controls**

*Racks*

- **16 place setting capacity**
- **Standard 3rd Rack**
- **3 Step RackMatic®**
- **FlexSpace™ Tines**
- **1 Flip Tine Upper Rack**

*Quality*

- **Deeper Full Stainless Steel Tub**
- **24/7 AquaStop®**
- **Easily Accessible 3-Stage Filtration System**

*Efficiency*

- 269 kWh/yr
- ENERGY STAR® Certified

*Performance*

- Five Wash Cycles: Auto Wash, Heavy, Normal Wash, Speed60, Rinse & Hold
- Four Options: Sanitize (NSF certified to remove up to 99.9% of bacteria), **Extra Dry, 24H Delay Start, Half Load**

**300 Series**

*Racks*

- 2 silverware baskets

**SHVM63W53N**

**Fully Integrated – Requires Custom Panel**

**1,605**



SHVM63W53N

**1 No InfoLight®**



This price list supersedes all previous price lists. Prices listed herein do not include applicable state or local taxes.

Model Number	Description	MSRP
--------------	-------------	------

**All Bosch 800 Series Dishwashers Include the Following Features:**

*Quiet Operation:*

- **Multiple layers of sound-absorbing insulation**
- **EcoSilence™ dual brushless motor system**
- **Solid molded base\* to absorb noise while minimizing vibration**

*Design:*

- **Integrated control system**
- **Flush installation with full size tub**
- **Self-latching door**
- **Touch Controls**
- InfoLight® Except for Front Control Models
- Time Remaining Display

*Racks:*

- 16 Place Setting Capacity
- 3 Step RackMatic®
- FlexSpace™ Tines
- 2 Flip Tines Upper Rack

*Quality:*

- Full Stainless Steel Tub
- 24/7 AquaStop® Leak Protection System
- Easily Accessible 3-Stage Filtration System
- EasyGlide™ Upper Rack
- **Concealed water heating element**
- **Quick installation kit included**

*Efficiency:*

- 269 KWh/yr
- ENERGY STAR® Certified

*Performance:*

- Six Wash Cycles: Heavy, Auto Wash, **Eco**, Normal Wash, Speed60, Rinse & Hold
- Five Options: Sanitize (NSF certified to remove up to 99.9% of bacteria), **Delicate**, 24H Delay Start, Half Load, **CrystalDry™**

**Featuring CrystalDry™** – a patented drying technology that transforms moisture into heat to get dishes, including plastics, 60% drier.\*

\*Based on aggregate average drying performance of Bosch Dishwashers with CrystalDry™ on combined household load including plastics, glass, steel, and porcelain as compared to Bosch Dishwashers with PureDry™. Drying performance may vary by dish type.

**800 Series**

*Quietness*

- **42 dBA**
- InfoLight®

*Racks*

- Flexible 3rd Rack
- 2 silverware baskets

**SHVM78Z53N**

**Fully Integrated – Requires Custom Panel**

**1,977**



SHVM78Z53N

*Quietness:*

- **40 dBA**
- InfoLight®

*Racks:*

- **MyWay™ 3rd Rack**
- **2 Flip Tines Lower Rack**
- 2 Silverware Baskets

*Performance:*

- Additional Options: **Eco**



SHPM88Z75N



SHXM88Z75N

**SHPM88Z75N**

**Pocket Handle, Stainless Steel**

**2,198**

**SHXM88Z75N**

**Bar Handle, Stainless Steel**

**2,198**



*This price list supersedes all previous price lists. Prices listed herein do not include applicable state or local taxes.*

Model Number	Description	MSRP
--------------	-------------	------

**All Bosch Benchmark Series Dishwashers Include the Following Features:**

**Quietness**

- **38 dBA**
- Multiple Layers of Sound-Absorbing Insulation
- EcoSilence™ Dual Brushless Motor System
- Solid Molded Base to Absorb Noise while Minimizing Vibration

**Design:**

- Touch Screen Display
- Time Remaining Display
- Integrated Control System
- Flush Installation with Full Size Tub
- Self Latching Door
- InfoLight®

**Racks**

- 3 Step RackMatic®
- DoubleFlex™ Silverware Basket
- 15 Place Setting Capacity
- Flexible Third Rack
- 6 Flip Tines Upper Rack
- 8 Flip Tines Lower Rack

**Quality:**

- 24/7 AquaStop® Leak Protection System
- Concealed Heating Element
- Full Stainless Steel Tub
- Interior Light
- 24/7 AquaStop® Plus
- Telescopic Glides on all 3 loading levels
- Stainless Steel toe-kick
- Water Softener
- Vase Holder and Small Item Clips
- Made in Germany

**Efficiency**

- 269 kWh/yr
- ENERGY STAR® Certified

**Performance**

- Seven Cycles: Heavy, Auto Wash, Glass, Normal Wash, Speed60, Express, Rinse & Hold
- Seven Options: 24H Delay Start, ExtraScrub, SpeedPerfect, Half Load, Delicate, Sanitize, ExtraDry,
- Corrugated Shaped Filter
- Quick Installation Kit Included

**Benchmark® Series**

**SHX89PW75N**

**Bar Handle TFT Display, Stainless Steel (currently not available)**

**3,215**



SHX89PW75N

**SHV89PW73N<sup>1</sup>**

**Fully Integrated TFT Display Requires Custom Panel (currently not available)**

**3,215**



SHV89PW73N

**1 39 dBA**





## ADA-HEIGHT DISHWASHERS

This price list supersedes all previous price lists. Prices listed herein do not include applicable state or local taxes.

Model Number	Description	MSRP
--------------	-------------	------

### All Bosch ADA-Height Dishwashers Include the Following Features:

#### Design

- Time Remaining Display
- ADA Compliant Height (32" Tall)

#### Racks

- RackMatic®
- Flexible Silverware Basket

#### Quality

- Full Stainless Steel Tub
- 24/7 AquaStop® Plus
- Easily Accessible 3-Stage Filtration System

#### Efficiency

- 259 kWh/yr
- ENERGY STAR® Certified

#### Performance

- Four Wash Cycles: Heavy, Auto, Normal, Rinse & Hold
- Four Options: Delicate, Extra Dry, Sanitize, 24H Delay Start

### 300 Series EuroTub/ADA-Height 24"

#### Quietness

- 46 dBA

#### Racks

- Place Setting Capacity 14

#### Quality

- Made in Germany
- **Water Softener**

#### Performance

- Additional Cycle: Favorite
- Additional Options: Machine Care, Remote Start
- Home Connect™ Allows You to Remotely Monitor and Control with Wi-Fi Connectivity



SGE53B55UC



[SGE53B55UC](#)

**24" Recessed Handle, Stainless Steel**

**1,457**

### 800 Series EuroTub/ADA-Height 24"

#### Quietness

- **42 dBA**
- **InfoLight®**

#### Racks

- **Place Setting Capacity 15**

#### Quality

- Made in Germany
- Water Softener
- **Vase Holder and Small Item Clips**

#### Performance

- Additional Wash Cycles: **CrystalDry™**, Favorite
- Additional Options: Machine Care, Remote Start
- Home Connect™ Allows You to Remotely Monitor and Control with Wi-Fi Connectivity



SGX78B55UC



SGV78B53UC



[SGX78B55UC](#)

**24" Bar Handle, Stainless Steel**

**2,158**

[SGV78B53UC](#)

**24" Fully Integrated – Requires Custom Panel**

**2,158**



*This price list supersedes all previous price lists. Prices listed herein do not include applicable state or local taxes.*

Model Number	Description	MSRP
--------------	-------------	------

**All Bosch Washers Include the Following Features:**

- SpeedPerfect™ Provides up to 40% Faster Washing
- EcoSilence™ BLDC Motor for Quieter Operation
- ActiveClean® System
- Wave Profiled Stainless Steel Drum
- Anti-Vibration Circular Side Walls
- Spin Speed up to 1400 RPM
- ENERGY STAR® Certified
- Improved Energy Efficiency and Performance
- Energy Consumption 84 kWh/year
- Exceeds the February 2018 ENERGY STAR® Water Consumption Standards
- Child Lock
- Signal
- Internal Water Heater
- **Installation** : Stackable, Side-by-Side, Under Counter Or Pedestal Option
- 208–240 V
- Plug type 240V; NEMA 6-15 (3 prong)

**300 Series**

**24" Compact Washer**

*Design:*

- White Exterior with White Dial and White Door Ring
- Touch Control Display
- Large 2.2 cu.ft. Capacity, Wash up to 15.4 lbs or 16 Bath Towels
- Clear See-Through Window
- Matching Dryer WTG86403UC

*Silence Level:*

- Washing/Spinning 54/73 dBA

*15 Individually-Tailored Washing Programs*

- Cotton Normal, Cotton Light Soil, Permanent Press, Permanent Press Heavy Soil, Permanent Press Light Soil, Jeans, Quick Wash 30 min., Heavy Duty, Delicates, Hand wash/Wool, Allergen,

Towels, Drum Clean, Drain, Rinse/Spin

*6 Options*

- SpeedPerfect™, Temperature, Finish In, Extra Rinse, Prewash, Spin Speed, Start/Pause
- Plugs into Wall Receptacle or Dryer Adapter (provided with each dryer)
- Hose Length: 48"



WAT28400UC



**WAT28400UC**

**24" White Cabinet with White Dial and White Door Ring**

**1,911**

**500 Series**

**24" Compact Washer**

*Home Connect™ Features*

- App Allows You to Operate Washer From Anywhere In the Home
- Easy Start Option for Your Wash Cycle
- Energy Management Information

*Design:*

- White Exterior with Silver/White Dial and Silver Door Ring
- Touch Control Display
- Large 2.2 cu.ft. Capacity, Wash up to 17.6 lbs or 18 Bath Towels

- Clear Glass Window with Bosch Magneto
- Matching Dryer WTW87NH1UC

*Quality:*

- ENERGY STAR® Most Efficient Certified
- AquaShield® Hose Leak Protection System

- *Silence Level:* Washing/Spinning 52/72 dBA

*14 Individually-Tailored Washing Programs*

- Cotton, Mix, Permanent Press, Whitest Whites, Sanitize, Outdoor/Sport, Jeans, Quick 30, Bulky/

Large Items, Delicates, HandWash/Wool, Drum Clean, Spin/Drain, Rinse

*10 Options*

- SpeedPerfect™, Temperature, Finish In, Prewash, Spin Speed, Start/Pause, EcoPerfect™, Rinse Plus, Remote Start, Stains (Stains Program Treats Blood, Food Based, Red Wine and Grass Based Stains)
- Plugs into Wall Receptacle or Dryer Adapter (provided with each dryer)
- Hose Length: 59"



WAW285H1UC



**WAW285H1UC**

**24" White Cabinet with Silver/White Dial and Silver Door Ring**

**2,418**



This price list supersedes all previous price lists. Prices listed herein do not include applicable state or local taxes.

Model Number	Description	MSRP
--------------	-------------	------

800 Series

**24" Compact Washer**

*Home Connect™ Features*

- App Allows You to Operate Washer from Anywhere in the Home
- Easy Start Option for Your Wash Cycle
- Energy Management Information

*Design:*

- White Exterior with Chrome Illuminated Selection Dial and Chrome Door Ring
- Premium Large Touch Control Display
- Large 2.2 cu.ft. Capacity, Wash up to 17.6 lbs or 18 Bath Towels
- Interior LED Drum Light

- Clear Glass Window with Bosch Magneto
- Matching Dryer WTG865H4UC

*Quality:*

- AquaStop® Plus Leak Protection System in the Hoses and the Base

*Silence Level:*

- Washing/Spinning 50/71 dBA

*14 Individually-Tailored Washing Programs*

- Cotton, Permanent Press, Permanent Press Heavy Soil, Whitest Whites, Sanitize, Super Quick 15 min., Quick Wash 30 min., Bulky/Large Items,

- Delicates, Hand Wash/ Wool, Towels, Drum Clean, Spin/Drain, Rinse

*10 Additional Options*

- SpeedPerfect™, Temperature, Finish In, Prewash, Spin Speed, Start/Pause, EcoPerfect™, Rinse Plus, Remote Start, Stains (Stains Program Treats Blood, Food Based, Red Wine and Grass Based Stains)
- Plugs into Wall Receptacle or Dryer Adapter (provided with each dryer)
- Hose Length: 59"



WAW285H2UC



**WAW285H2UC**

**24" White Cabinet with Chrome Illuminated Selection Dial and Chrome Door Ring**

**2,756**



*This price list supersedes all previous price lists. Prices listed herein do not include applicable state or local taxes.*

Model Number	Description	MSRP
--------------	-------------	------

**All Bosch Dryers Include the Following Features:**

- Large 4.0 cu.ft. Capacity
  - Anti-Vibration Circular Side Walls
  - Sensitive Drying System
  - Start/Pause to Add an Item
  - Child Lock
  - Extra-Fine Lint Filter
  - ActiveDry® System
- Installation:**
    - Stackable, Side-by-Side, Under Counter or Pedestal Option
    - No Ducting Required
    - Drain Pump and Hose Included
- Power Cord Included with Plug Type: 240V; NEMA 6-15 (3 Prong). Dryer Is Also Supplied with a Power Adapter to Fit a Standard 4-Prong 30A Dryer Receptacle (NEMA 14-30R) and Powers Both Bosch Washer and Dryer

**300 Series**

**24" Compact Condensation Dryer**

**Design:**

- White Exterior with White Dial and White Door Ring Touch Control Display
- Galvalume Drum
- Dry up to 15.4 lbs or 16 Bath Towels
- Clear See-Through Window
- Matching Washer WAT28400UC

**Quality:**

- ENERGY STAR® Certified
- Energy Consumption 315 kWh/year

**Silence Level:**

- 67 dBA

**15 Individually-Tailored Drying Programs**

- Cotton Extra Dry, Cotton Dry (Regular), Permanent Press Extra Dry, Permanent Press Dry,

Permanent Press Damp, Jeans, Quick Dry Auto, Air Fluff/No Heat, Time Dry Variable, Quick 40, Delicates, Heavy Duty, Sanitize, Hand Wash/Wool, Towels

**6 Options**

- Dry Level, Time Dry, Finish In, Wrinkle Block, Low Heat, Signal



WTG86403UC



**WTG86403UC**

**24" Ventless Condensation Drying System  
White with White Dial and White Door Ring**

**1,911**

**500 Series**

**24" Compact Heat Pump Dryer with Self-Cleaning Condenser**

**Home Connect™ Features**

- App Allows You to Operate Dryer from Anywhere in the Home
- Easy Start Option for Your Dry Cycle

**Design:**

- White Exterior with Silver/White Dial and Silver Door Ring
- Touch Control Display
- Reversible Door (No Additional Parts Required)
- Stainless Steel Structured Drum

- Dry up to 17.6 lbs or 18 Bath Towels
- Clear Glass Window with Bosch Magneto
- Matching Washer WAW285H1UC

**Quality:**

- ENERGY STAR® Most Efficient
- Energy Consumption 123 kWh/year
- Maintenance-Free Self-Cleaning Condenser
- Dual-layer Lint Filtration System

**Silence Level:**

- 65 dBA

**14 Individually-Tailored Drying Programs**

- Cotton, Permanent Press, Mix, Jeans, Quick Dry Auto, Air Fluff, Time Dry, Quick 40, Anti Shrink, Outdoor/Sport, Delicates, Sanitize, HandWash/Wool, Bulky/Large Items

**9 Options**

- Dryness Level, Time Dry, Finish in, Wrinkle Block, Low Heat, Remote Start, Start/Pause, Level Adjust, End Signal



WTW87NH1UC



**WTW87NH1UC**

**24" Ventless Heat Pump Dryer with Self-Cleaning Condenser  
White with Silver/White Dial and Silver Door Ring**

**2,418**



*This price list supersedes all previous price lists. Prices listed herein do not include applicable state or local taxes.*

Model Number	Description	MSRP
--------------	-------------	------

**800 Series**

**24" Compact Condensation Dryer**

*Home Connect™ Features*

- App Allows You to Operate Dryer from Anywhere in the Home
- Easy Start Option for Your Dry Cycle

*Design:*

- White Exterior with Chrome Illuminated Selection Dial and Chrome Door Ring
- Premium Large Touch Control Display
- Interior LED Drum Light
- Reversible Door (No Additional Parts Required)

- Stainless Steel Structured Drum
- Dry up to 17.6 lbs or 18 Bath Towels
- Clear Glass Window with Bosch Magneto
- Matching Washer WAW285H2UC

*Quality:*

- ENERGY STAR® Certified
- Energy Consumption 315 kWh/year

*Silence Level:*

- 63 dBA

*14 Individually-Tailored Drying Programs*

- SuperQuick 15, Cotton, Permanent Press, Jeans, Quick Dry Auto, Air Fluff, Time Dry, Quick 40, Anti Shrink, Delicates, Sanitize, Hand Wash/Wool, Towels, Bulky Large Items

*9 Options*

- Dryness Level, Time Dry, Finish in, Wrinkle Block, Low Heat, Remote Start, Start/Pause, Level Adjust, End Signal



WTG865H4UC



**WTG865H4UC**







**24" Ventless Condensation Drying System  
White with Chrome Illuminated Selection Dial  
and Chrome Door Ring**

**2,756**



## ACCESSORIES

*This price list supersedes all previous price lists. Prices listed herein do not include applicable state or local taxes.*

Model Number	Description	MSRP	Washers			Dryers		
			WAT28400UC	WAW285H1UC	WAW285H2UC	WTG86403UC	WTG865H4UC	WTW87NH1UC
	<b><u>WMZ20600</u></b> Drying Rack for Wool items, Shoes, etc. for Bosch 24" Dryers	<b>73</b>				•	•	•
	<b><u>WMZPW20W</u></b> Pedestal with Drawer for 24" Washer	<b>73</b>	•	•	•			
	<b><u>WTZPW20D</u></b> Pedestal with Drawer for 24" Dryer	<b>103</b>				•	•	•
	<b><u>WTZ11400UC</u></b> Stacking Kit with Pull Out Tray	<b>118</b>	•	•	•	•	•	•
	<b><u>WTZ20410UC</u></b> Stacking Kit without Pull Out Tray	<b>221</b>	•	•	•	•	•	•
	<b><u>WTZPA20UC</u></b> Dryer Power Adapter - 4 Prong 240V; NEMA 14-30R to 6-15R	<b>444</b>				• <sup>1</sup>	• <sup>1</sup>	• <sup>1</sup>

<sup>1</sup> Adapter only works with dryers listed in this guide.



*This price list supersedes all previous price lists. Prices listed herein do not include applicable state or local taxes.*

Model Number	Description	MSRP
--------------	-------------	------

**800 Series**

**24" Built-In Coffee Machine**

- Home Connect™ App Allows You to Prepare Coffee from Anywhere in the Home
- Within Minutes Prepare Espressos, Cappuccinos, Lattes, Macchiato and More
- MyFavorites Stores up to 8 of Your Favorite Coffee Preferences
- Large TFT Color Touch Screen Interface
- Automatic System for Cleaning, Milk Steam Rinsing and Descaling
- AromaPro Provides Constant Pressure for an Enhanced Coffee Experience
- Grinding Settings for Dark or Light Coffee
- CoffeeSensor Measures the Ground Coffee after Each Grinding Cycle
- OneTouch DoubleCup Dispenses Two Beverages at the Same Time
- Integrated Built-In Sensors Will Alert You When Coffee, Water Level Is Low
- AromaDouble Shot Prepares Extra-Strong Coffee with Less Bitterness
- Individual Cup Volume Allows You to Adjust Your Coffee Cup Size
- 1 lb. Bean Container
- 10-Cup Water Reservoir
- Stainless Steel 17 oz. Milk Container
- Drip Tray Removable for Cleaning
- 120 V



BCM8450UC



<b><u>BCM8450UC</u></b>	<b>Bosch Built-In Coffee Machine</b>	<b>5,085</b>
-------------------------	--------------------------------------	--------------

<b>Accessories for Coffee Machine</b>			BCM8450UC
	<p><b><u>HEZCMT3050</u></b>    <b>30" SS Trim Kit</b></p>	<b>593</b>	•

**For coffee accessories, please see the Cleaners & Accessories Price List.**

## OVER-THE-RANGE MICROWAVE OVENS

*This price list supersedes all previous price lists. Prices listed herein do not include applicable state or local taxes.*

Model Number	Description	MSRP
--------------	-------------	------

**All Bosch Over-the-Range Microwaves Include the Following Features:**

- |   |   |  |
|---|---|--|
| <ul style="list-style-type: none"> <li>• Design-Matched for Use in Combination with Bosch Range or Cooktop</li> <li>• Exclusive Stainless Steel Handle</li> <li>• Easy to Read White LCD Display</li> <li>• Easy to Use Touch Control</li> <li>• Side-Hinged Door Allows Full Access to Microwave Cavity</li> </ul> | <ul style="list-style-type: none"> <li>• Installation for Recirculation or Outside Venting</li> <li>• Reheat Setting</li> <li>• Potato Program</li> <li>• Automatic Defrost</li> <li>• Popcorn Program</li> <li>• Timer with Cook Time and Automatic Shut Off Function</li> </ul> | <ul style="list-style-type: none"> <li>• Convenient Kitchen Timer</li> <li>• Easily Adds 30 Seconds to Cooking Time</li> <li>• 10 Microwave Power Levels</li> <li>• Plugs into Standard 110 V, 3-Prong Outlet</li> </ul> |
|---|---|--|

### 300 Series

**30" Over-the-Range Microwave**

- |   |   |   |
|---|---|---|
| <ul style="list-style-type: none"> <li>• Stainless Steel Colored Vent Grid</li> </ul> | <ul style="list-style-type: none"> <li>• 1.6 cu.ft. Large Oven Capacity</li> <li>• Large 13 ½" Glass Turntable</li> </ul> | <ul style="list-style-type: none"> <li>• Three-Speed Vent with up to 300 CFM Power</li> <li>• Two Surface Lights for Bright Cooktop Illumination</li> </ul> |
|---|---|---|



*HMV3053U*

**[HMV3053U](#)**

**Stainless Steel**

**2,625**



## SPEED OVENS/ BUILT-IN MICROWAVE OVENS

*This price list supersedes all previous price lists. Prices listed herein do not include applicable state or local taxes.*

Model Number	Description	MSRP
--------------	-------------	------

### 800 Series

#### 30" Built-In Microwave Touch Control with Drop Down Door

- LCD Display and LED Light
- Microwave Power: 950 W
- Sensor Reheat
- 1.6 cu.ft. Overall Capacity
- 10 Power Levels
- No Trim Kit Required
- 14 1/8" Glass Turntable
- Sensor Cooking
- Plugs into a Standard 120 V, 3-Prong Outlet

**[HMB50152UC](#)**

**30" Microwave, Stainless Steel**

**2,108**



HMB50152UC

*This price list supersedes all previous price lists. Prices listed herein do not include applicable state or local taxes.*

Model Number	Description	MSRP
--------------	-------------	------

**All Bosch 800 Series Built-In Ovens Include the Following Features:**

- QuietClose® Door
- A Full-Extension Telescopic Rack
- Designed to Be Installed Flush with Your Cabinetry
- Compatible with Most Existing Cut-Outs
- 15 Oven Modes
- Custom Cooking Modes: Pizza, Pie, Warm and Proof
- Genuine European Convection
- Temperature Conversion for Convection Cooking
- Touch Control with SteelTouch™ Buttons Makes Operating the Oven Easier
- Temperature Probe Takes Guesswork Out of Cooking
- Fast Preheat™ Reduces Preheat Time
- 2, 3, and 4-Hour Self-Clean Cycles
- Two Oven Lights
- Timer with Cook Time and Delay Start Function
- Extra Large Door Window for Easy Monitoring of Cooking Process
- Star-K Certified 100°–450°F
- Large Capacity at 4.6 cu.ft.
- Recessed 8-Pass Broil Element will be Updated to 12-Pass in April for Increased Capacity and Performance

**800 Series**

**30" Single Wall Ovens**

- Home Connect™ Features. Remotely Monitor and Control the Wall Oven with Wi-Fi Connectivity

**HBL8453UC**

**30" Single Wall Oven, Stainless Steel**

**4,846**



HBL8453UC



*This price list supersedes all previous price lists. Prices listed herein do not include applicable state or local taxes.*

Model Number	Description	MSRP
--------------	-------------	------

**All Bosch Benchmark Series Built-In Ovens Include the Following Features:**

- QuietClose® Door Dampened Hinges Softly and Quietly Guide the QuietClose® Door Shut
- The Color TFT Control Panel with SteelTouch™ Buttons Is Easy to Use
- A Full-Extension Telescopic Rack Offers Safe Access to the Oven Cavity
- Designed to Be Installed Flush with Your Cabinetry
- Compatible with Most Existing Cut-Outs
- 14 Specialized Cooking Modes – Gourmet Cooking Made Easy
- Custom Cooking Programs: No-Preheat Frozen Food Mode, Pizza, Pie, Warm and Proof
- Genuine European Convection
- Temperature Conversion for Convection Cooking
- Fast Preheat™ Reduces Preheat Time
- 2, 3, and 4-Hour Self-Clean Cycles
- EcoChef Mode – Remaining Heat in Cavity Finishes Cooking Process
- AutoProbe Takes the Guesswork Out of Cooking
- Two Halogen Lights Provide Superior Cavity Illumination
- Timer with Cook Time and Delay Start Function
- Extra Large Door Window for Easy Monitoring of Cooking Process
- Star-K Certified 100°–450°F
- Two Separate Time Intervals Can Be Programmed
- Large Capacity at 4.6 cu.ft.

**Benchmark Series**

**30" Single Wall Oven SideOpening Door**

- SideOpening Door Offers Better Ergonomic Access to the Oven Cavity
- Recessed 8-Pass Broil Element will be Updated to 12-Pass in April for Increased Capacity and Performance



HBLP451RUC



HBLP451LUC

<a href="#"><u>HBLP451RUC</u></a>	<b>30" Stainless Steel, Right SideOpening Door</b>	<b>5,097</b>
<a href="#"><u>HBLP451LUC</u></a>	<b>30" Stainless Steel, Left SideOpening Door</b>	<b>4,550</b>

*This price list supersedes all previous price lists. Prices listed herein do not include applicable state or local taxes.*

Model Number	Description	MSRP
--------------	-------------	------

**Benchmark Series**

**30" Steam Convection Oven**

- The Only Steam Convection Oven in Its Class that Installs Flush, for a European Kitchen Design
- Steam Convection Cooking Cooks Crispy Outside, Tender Inside
- Steam Cooking Maintains Your Vegetables' Nutrients, Flavors and Color
- Designed to Fit Perfectly Above a Warming Drawer or Storage Drawer
- The Color TFT Control Panel with SteelTouch™ Buttons Is Easy to Use
- Installs Horizontally for Perfect Alignment with Speed or Steam Oven
- One Halogen Light
- Genuine European Convection
- Features Vegetable and Chicken Programs: Oven Automatically Sets Temperature and Humidity
- Perfect Reheating
- Timer with Cook Time and Delay Start Function
- 1 Rack, 2 Perforated and 2 Non-Perforated Pans Are Included
- Non-Plumbed for Easy Installation
- Steam Assist Clean
- 1.4 qt. Water Tank Can Be Used for an Entire Cooking Cycle
- Child Lock
- Large Capacity at 1.4 cu.ft.



HSLP451UC

**HSLP451UC**

**30" Stainless Steel**

**9,808**

**WARMING DRAWERS/ACCESSORIES**

*This price list supersedes all previous price lists. Prices listed herein do not include applicable state or local taxes.*

Model Number	Description	MSRP
--------------	-------------	------

**500 Series**

**30" Warming Drawers**

- Keeps Meals Hot and Is Designed to Match the Perfectly Flush Fit of a Bosch Wall, Speed or Steam Oven
- 3 Settings to Keep Meals Hot and Ready to Serve
- Installs Vertically under Bosch Speed, Steam or Wall Oven
- Matches Bosch Built-In Products
- Install Either Flush or Proud
- 450 W Heating Element Concealed Below Drawer
- Special Dough Proofing Mode
- Sturdy Ball Bearing Telescopic Rails for Smooth Opening
- Star-K Certified
- 1 Hour Automatic Shut Off Function with Adjustable Timer
- 2.2 cu.ft. Large Cavity (1.9 cu.ft. for 27")
- Lower Side Walls Allow Easy Loading and Unloading of Drawer



HWD5051UC

**HWD5051UC**

**30" Stainless Steel**

**2,116**

*This price list supersedes all previous price lists. Prices listed herein do not include applicable state or local taxes.*

Model Number	Description	MSRP
--------------	-------------	------


**All Bosch Gas Cooktops Include the Following Features:**

- Front-Center Controls
- High Efficiency Gas Burners
- Continuous Cast Iron Grates
- Thermocouple Flame Monitor Control
- LP Kit Included

**500 Series**

**36" Gas Cooktop**

- 5 Burners
- 16K BTU Max
- OptiSim® Burner
- Stainless-Look Metal Knobs
- One-Piece Stainless Steel Maintop Design
- LED "On" Indicator Light
- New Low Profile Cooking Surface
- Durable Laser Etched Graphics
- Sealed Burners for Easier Cleanup



NGM5658UC


LR: 6,000 BTU	C: 16,000 BTU	RR: 10,300 BTU
LF: 3,400 BTU		RF: 6,000 BTU

**NEW NGM5658UC 36" Gas Cooktop, 5 Burners, Stainless Steel 1,482**

**800 Series**

**30" Gas Cooktop**

- 5 Burners
- FlameSelect® (9 Power Levels)
- 17K BTU Max
- Dual Ring Power Burner
- OptiSim® Burner
- LED Light Line Knob Illumination
- Dishwasher-Safe Grates
- Residual Heat Indication



NGM8058UC

**FlameSelect**

LR: 6,000 BTU	C: 17,000 BTU	RR: 10,300 BTU
LF: 3,400 BTU		RF: 6,000 BTU

**NEW NGM8058UC 30" Gas Cooktop, 5 Burners, Stainless Steel 2,371**

**36" Gas Cooktop**

- 5 Burners
- FlameSelect® (9 Power Levels)
- 17K BTU Max
- Dual Ring Power Burner
- OptiSim® Burner
- LED Light Line Knob Illumination
- Dishwasher-Safe Grates
- Residual Heat Indication



NGM8658UC

**FlameSelect**

LR: 6,000 BTU	C: 17,000 BTU	RR: 10,300 BTU
LF: 3,400 BTU		RF: 6,000 BTU

**NEW NGM8658UC 36" Gas Cooktop, 5 Burners, Stainless Steel 2,594**

**NEW NGM8648UC 36" Gas Cooktop, 5 Burners, Black with Black Stainless Knobs 2,223**



NGM8648UC

**FlameSelect**

*This price list supersedes all previous price lists. Prices listed herein do not include applicable state or local taxes.*

Model Number	Description	MSRP
--------------	-------------	------

**All Bosch Benchmark Series Gas Cooktops Include the Following Features:**


- 5 Burners
- FlameSelect® (9 Power Levels)
- OptiSim® Burner
- Bosch Exclusive Dual Ring Power Burner
- Stainless Steel Appearance Knobs
- Up-Front Centralized Controls
- Continuous Cast Iron Grates
- Dishwasher-safe Grates
- LP Kit Included

**Benchmark Series**

**36" Gas Cooktop**

- 18K BTU Max
- LED Power Level/Residual Heat Indication Display
- Black Glass Control Panel

LR: 6,000 BTU	C: 18,050 BTU	RR: 10,300 BTU
LF: 3,400 BTU		RF: 12,000 BTU



NGMP658UC

**FlameSelect**

**NEW NGMP658UC 36" Gas Cooktop, 5 Burners, Stainless Steel 2,607**



📍 Oficinas Corporativas Artexa  
Cañón Grande 7720, Col. La Estanzuela  
Monterrey, N.L. 64984  
T: (81) 8625 5000 info@artexa.com

📍 Artexa Experience & Design Center Mexico City  
Homero 1433 Mezzanine Col. Polanco II Secc.  
Delegación Miguel Hidalgo, Ciudad de México 11540  
T: (81) 8625 5090 / 5091 citas@artexa.com

📍 Taller de Arquitectura Artexa  
Rubén Darío 1533 Piso 6B  
Col. Providencia Sección 4  
C.P. 44639 Guadalajara, Jalisco.



[www.artexa.com](http://www.artexa.com)



ArtexaMx



artexamx



**BOSCH**  
Invented for life

©2022 BSH Home Appliances Corporation. All rights reserved. Bosch is a registered trademark of Robert Bosch GmbH.

All information presented herein is based on data available at the time of printing and is subject to change without notice.

For immediate installation dimensions by fax, use your handset and call 1.775.833.3600. Use Code #8317 for a directory of Bosch products.

20-BSH-0914.5