



HOT TUB COLLECTION

COD. J062020

2020





JACUZZI® BRAND IS AN ICON

Legendary for performance, reliability and ease of use, we set the standard by which all hot tubs are measured. While imitation may be the sincerest form of flattery, only 60 years of innovation can produce hot tub designs made to the demanding standards of the Jacuzzi® Brand.





Hot Tubs



Bathtubs



Showers



Swim Spas



Saunas



Commercial

Jacuzzi® Brand products are manufactured in 5 countries, enjoyed in more than 100 countries worldwide, and employ thousands of people around the world. Representing decades of innovation, design, performance and ease of use, the Jacuzzi® Brand is trusted by millions of customers globally.



HERITAGE

When the seven Jacuzzi brothers immigrated to the U.S., they had no idea that a pump they designed for orchards would revolutionize hydrotherapy in the home. While the family's critical need to change the life of a child triggered this therapeutic invention, a desire for wellness founded an industry.

CELEBRATING

60

YEARS

OF HYDROTHERAPY



The Jacuzzi family departs Italy for the United States and transforms the aviation and agriculture industries.

When Ken Jacuzzi, age 2, is diagnosed with rheumatoid arthritis, his father invents a portable hydrotherapy pump to provide pain-relieving hydrotherapy.



Jacuzzi soon became a household name thanks in part to repeated appearances on the national daytime television show, *Queen for a Day*, which boasted 20 million viewers. The Jacuzzi® Brand became an overnight sensation.

Through the years, the Jacuzzi® Brand has been awarded more than 700 patents, laying our foundation for unmatched hydrotherapy and leading to breakthroughs in jet engineering, design, and the SmartTub™ system.



With a foundation in health and wellness and a dedication to research and innovation, Jacuzzi continues to develop products that improve the lives of both high-performance athletes and everyday people while leading the industry as the most recognized hot tub brand in the world.

PERFORMANCE

Jacuzzi® premium products support the needs of high endurance athletes and teams who are committed to maintaining and improving their quality of life, both during and beyond their active careers through the power of hydrotherapy. Whether you're a professional athlete or a weekend warrior, Jacuzzi® products increase your ability to recover, relax and perform, harnessing water's natural ability to heal the mind, body and soul.

The Jacuzzi® Brand proudly partners with endurance athletes and professional teams around the world.



JANET EVANS
Olympian and World Cup Champion
Freestyle Swimmer



MIKE ERUZIONE
Captain of the Gold Medal-Winning
1980 Winter Olympic Hockey Team



AMY PURDY
Paralympic Snowboarder



TRACE WORTHINGTON
2X Olympian and U.S. Ski and
Snowboard Hall of Famer



MELISSA STOCKWELL
Paralympian and Former U.S. Army
Officer



MATT GREVERS
4X Olympic Gold Medalist and
3X World Champion Swimmer



JOEY MANTIA
Olympian and World Champion
Speed Skater



THURL BAILEY
Retired NBA Player and Inspirational
Speaker



STEVE NYMAN
Olympian and World Cup Ski Racer



TIM JITLOFF
2X Olympian and U.S. Ski Team
Member



KIMBERLEY MORRISON
Triathlete and Ironman Champion



JASON LINDSAY
Professional Trainer



CYDNEY CLANTON
LPGA Pro



TRAIN LIKE A PRO
WITH A
JACUZZI® HOT TUB



HYDROMASSAGE

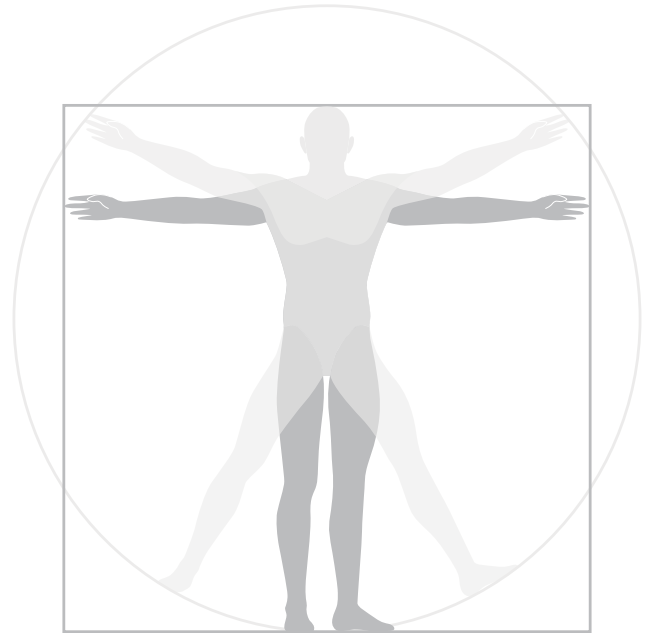
Some of the smallest daily rituals you love to do can be more beneficial than you realize. As simple as enjoying a cup of coffee, a regular hydromassage routine combining heat, buoyancy and massage can reduce stress and lower back pain, improve sleep and post exercise recovery, and alleviate restless leg syndrome, cramps, arthritis, and fibromyalgia, improving your overall well-being.



BALANCE = $\left(\frac{\text{PUMP}}{\text{SEAT}} \right)$


ANTHROPOMETRIC DIMENSIONS

By studying the anthropometric dimensions of the 5th percentile of females and 95th percentile of males, we can design hot tubs based on the average dimensions of 90% of the population to deliver a personalized massage.



MUSCLE STRUCTURE
JET CONFIGURATION

HYDROMASSAGE

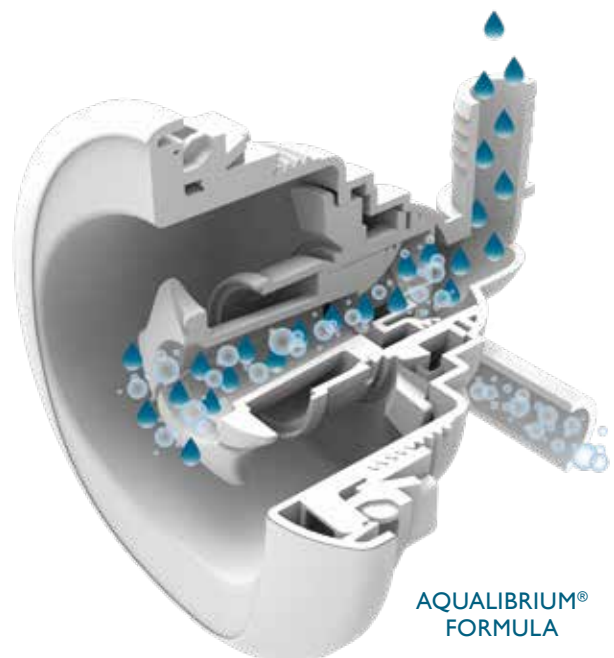


ERGONOMIC SEATING

Seats designed to follow the contours of the body and recessed jets placed to perfectly match the muscle structure of the human form delivers a comfortable, premium hydromassage experience for most body types.

COMPLETE BALANCE

Using the Aqualibrium® Formula, each jet is individually calibrated to deliver the perfect balance of air and water, then precisely paired with the exact pump-to-jet ratio needed to ensure a balanced experience in each and every seat.





POWERPRO® JETS COLLECTION KEY

POWERPRO® JETS* COLLECTION

Our products deliver an adjustable high-flow, low-pressure hydromassage that feels like no other.

*PowerPro® Jets are available in select models in the J-500™, J-400™, J-LX® and J-300™ Collections. Jets are not to scale.



POWERPRO® MX

Based on the form and function of the original Jacuzzi® Jet, the MX jets deliver maximum volume at a higher air-to-water ratio to deliver a bold massage to the muscles in the lower back.



POWERPRO® BX

The comforting yet rejuvenating bubbling effect massages the calves.



FX THERAPY SEAT



The **full coverage neck, shoulders and back** seat delivers a deep, adjustable, rifling, spiral stream of air and water to relieve chronic aches and pains.



MX JET THERAPY SEAT



Recognized as our original Jacuzzi® jet, the MX jet delivers a maximum volume, low pressure deep tissue massage for the **lower back**.



POWERPRO® FX LARGE

Focusing on the middle of the back to relieve tension and muscle strain, the spiral action massage promotes better circulation.



POWERPRO® RX

The spinning RX jet delivers comforting relief to the back and shoulders utilizing the highest performance hydromassage the Jacuzzi® Brand offers.



POWERPRO® PX

Perfect for small muscle groups in the wrists, hands and legs, the gentle pulsating massage can be adjusted for different rates of flow.



POWERPRO® FX DIRECTIONAL

Designed to relieve tension and improve circulation, this spiral action directional jet delivers a bold, targeted massage to the hips.



RX JET THERAPY SEAT



The spinning RX Jet seat delivers comforting **relief to the back and neck** utilizing the highest performance hydromassage the Jacuzzi® Brand offers.



PROAIR™ LOUNGE




Ease tension from your shoulders to your feet through targeted jets, pulsating FX Rotational jets, and exclusive bubbling BX jets for a **full-body experience**.

CLEAN WATER

There are two options for clean water: a salt system generates chlorine from salt; UV-C technology gives you the choice between chlorine or bromine. We put the choice in your hands with UV-C technology.

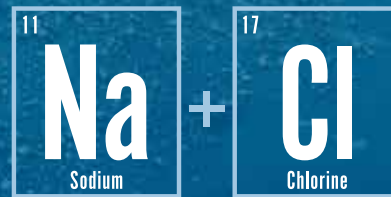
UV-C SYSTEM

SALT SYSTEM



- Nature-inspired technology neutralizes pathogens
- Works with traditional chlorine or bromine sanitizer for sensitive skin
- Same technology used in bottled drinking water, aquariums, and hospitals

VS



- Uses chemical reactions to generate chlorine from salt
- Provides a soft, silky feel to the water
- Can be hard on equipment, corroding parts

CLEARRAY® UV-C TECHNOLOGY

Sophisticated yet simple, our water management system is truly designed for ease of use and exceptional performance. Utilizing CLEARRAY® technology and up to five stages of filtration, Jacuzzi® Brand technology makes it easy to maintain clean and clear water.





5-STAGE FILTRATION PROCESS*

STAGES 1 & 2

The surface skimming weir and ProCatch™ bag work together to clean the surface while trapping large debris for easy removal.

STAGE 3

The ProClarity® filter on the ProStream™ circulation pump helps ensure clean, sparkling water quickly by catching tiny debris and particles that other filters miss.

STAGE 4

The ProStream™ circulation pumps pull the water through a ProClear® filter that works to clarify water even when the jets are not running.

STAGE 5

The ProClear® filter operates with your hot tub's hydromassage pump to remove large and small particles providing the cleanest water.

All models in every collection utilize **CLEARRAY®** technology and multi-stage filtration:



CLEARRAY® UV-C TECHNOLOGY

Using UV-C light to neutralize 99.9% of waterborne pathogens, maintaining clean, fresh, clear water has never been easier. **CLEARRAY®** UV-C technology comes standard on all models and requires a simple annual bulb change.



CLEARRAY® PRO₃TECT™ LOW OUTPUT AUTOMATIC OXIDIZER (OPTIONAL)

Part of the **CLEARRAY®** Water Management System, **CLEARRAY®** PRO₃TECT™ supports a hands-free approach to water care for clean, clear water.

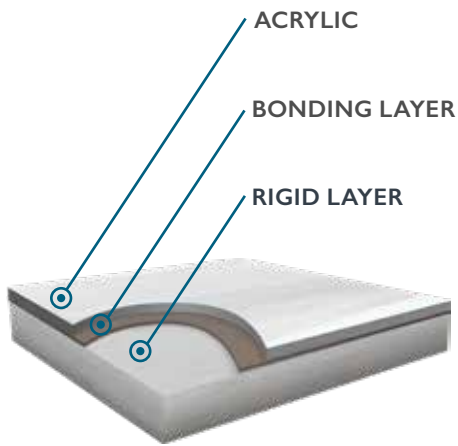
- Designed to work with **CLEARRAY®** UV-C technology, automatically oxidizing impurities in the water
- Low-output ozone has minimal off-gassing and prolongs life of equipment longer than traditional ozone systems
- This genuine Jacuzzi® part is specifically calibrated to work with the filtration system in your hot tub
- Upgrade any new J-300™, J-400™, or J-500™ Collection hot tub to include a factory-installed **CLEARRAY®** PRO₃TECT™ system

*Stages of filtration vary by collection.

QUALITY

Jacuzzi® Hot Tubs are designed for reliability, both inside and out. We believe that quality is only as good as the people, processes and parts behind the products. That's why our products are exceptionally engineered with the best materials to ensure a superior product.






ProFusion™ Shell

Three layers of material for a strong, scratch-resistant shell



Full-foam Insulation

An air, moisture, and sound barrier adding structural integrity to pipes

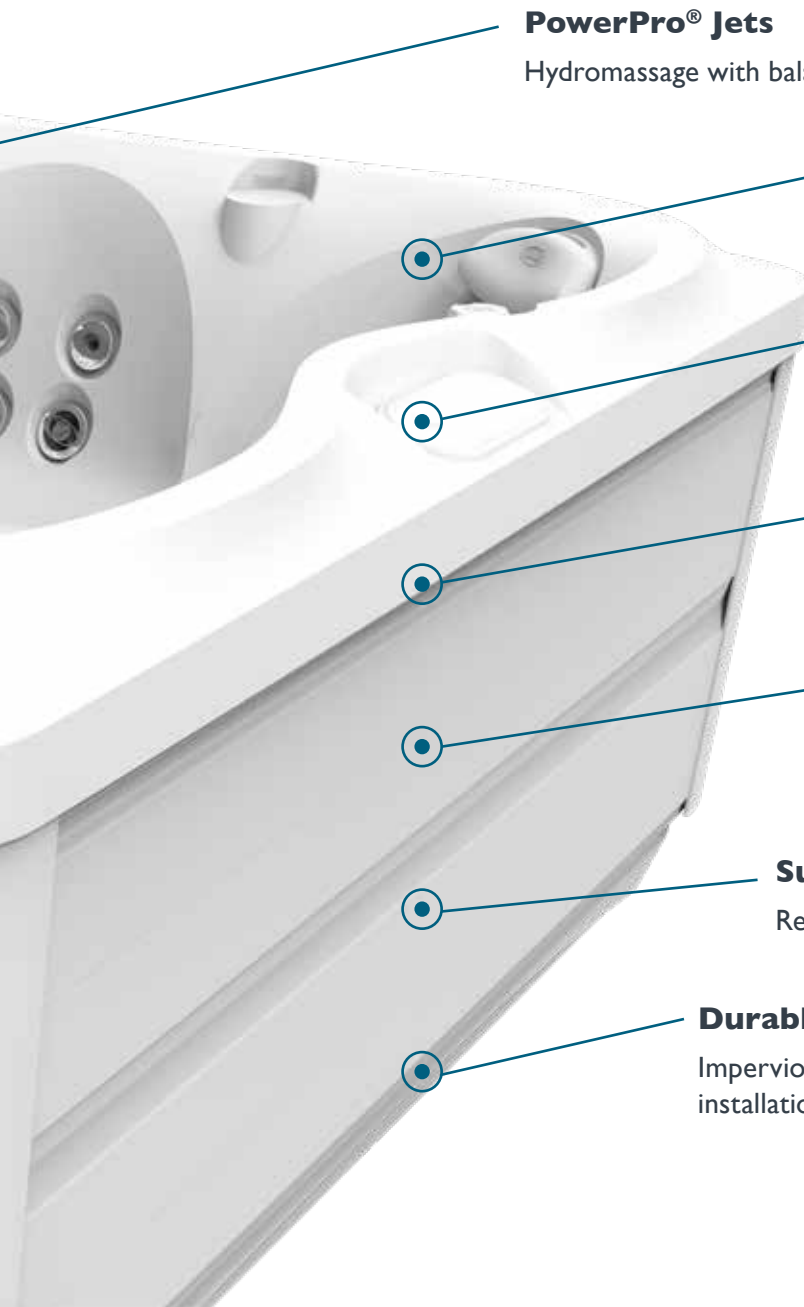


PowerPro® Jets

Utilizes the Venturi (fluid pressure) effect to create the perfect balance of air and water

Superior ProLast™ Covers

Custom fit to lock in heat and improve energy efficiency and safety



PowerPro® Jets

Hydromassage with balanced pressure for best feel

ProFusion™ Shell

Three layers for a strong, scratch-resistant shell

Programmable Filtration

Adjust settings based on energy usage reports in your SmartTub™ app

Performance-engineered Plumbing

Precise pump-to-jet ratio for optimized water pressure in every seat

Tool-free Cabinetry

High quality, UV-resistant synthetic cabinetry with easy access to critical components in your hot tub

Supportive Full-foam Insulation

Retains heat, absorbs noise, and supports plumbing


Durable ProPolymer™ Base

Impervious to nature and moisture, and makes installation easy

QUALITY

INNOVATION

From an app on your smart device, you can enjoy the next generation of spa ownership. The exclusive SmartTub™ system is engineered to maximize your relaxation, recovery, and energy-saving potential. It's easier than ever to use and maintain your Jacuzzi® Hot Tub.



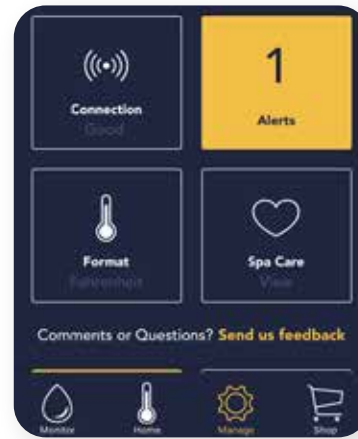
Alexa,
ask my
hot tub
to start
my massage

SIMPLIFIED HOT TUB OWNERSHIP AT YOUR FINGERTIPS



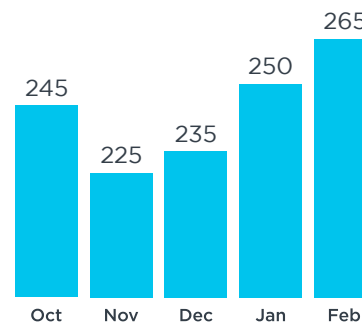
CUSTOMIZE YOUR SETTINGS

- Control energy savings and filtration
- Change temperature, lighting, and jets
- Manage your vacation home hot tub




REMOTE MONITORING

- Sends real-time alerts and diagnostics to the dealer
- Delivers energy usage reports
- Relays power outage notifications



EASY TO USE

- Always connected with cellular based service
- Activate hot tub with your Smart Home device
- Access personalized tips and how-to videos
- Shop accessories and water care supplies



INNOVATION



SmartTub™ system uses cellular-based communication and requires cell service from our provider partner in your area. See website for details.

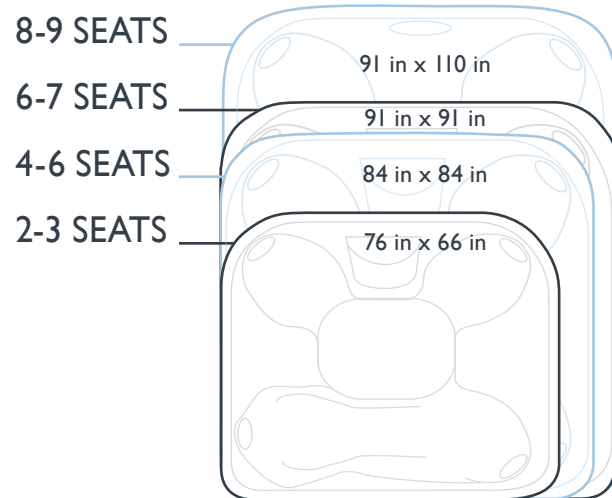
*Requires subscription beginning in second year of ownership.

**Estimates are based on sensor readings and are not meant to match your utility measurements, see your local utility company for specifics to your local system.

MODEL SELECTION

1. SELECT SIZE AND MASSAGE OPTIONS

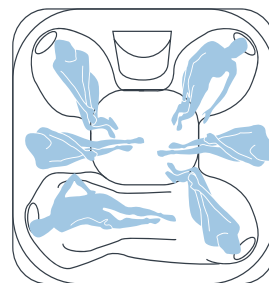
A common misconception about hot tub size is that you're limited to models with less seating options when yard space is limited. The good news is that a hot tub with more massage combinations requires only a slightly larger footprint; sometimes a matter of only a few inches.



2. CHOOSE LOUNGE VS. OPEN SEATING

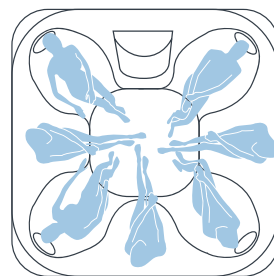
LOUNGE

A lounge seat offers a full-body massage option and a more secluded spa experience.



OPEN SEATING

An open seating model offers more massage options and makes communicating with others in the hot tub easier.



3. FIND THE COLLECTION THAT'S RIGHT FOR YOU

J-500™

COLLECTION

REVOLUTIONARY DESIGN,
LEGENDARY PERFORMANCE



J-400™

COLLECTION

ELEGANT STYLING,
SUPERIOR HYDROMASSAGE



J-300™

COLLECTION

SMART ENGINEERING,
PREMIUM JETTING



J-200™

COLLECTION

QUALITY
AND VALUE



COLLECTIONS

J-500™

LUXURY
COLLECTION





J-500™

LUXURY COLLECTION

FEATURES:

- SmartTub™ System
- Dual Elevated Edges
- Curvalux™ Designer Woven Exterior
- ProTouch™ Glass Control
- PowerPro® Jets
- PowerPro® FX-D Jets
- Integrated Corner Exterior Lighting
- CLEARRAY® On-Demand
- 5-Stage Filtration System
- ProStream™ Circulation Pump
- Floating Propolymer™ Foundation
- Tool-free Cabinet Removal
- Quick Drain System
- Dual Multi-Color Waterfalls
- ProEdge™ Interior Illumination
- Sleek Cushioned Headrest
- ProLast™ Cover

OPTIONAL FEATURES:

- CLEARRAY® PRO₃TECT™ Low Output Ozone Generator
- ProLast™ Extreme Outdoor Hot Tub Cover
 - Premium Speakers
 - Amplified Sub-Woofer
- BLUEWAVE® Stereo
 - Premium Speakers
 - Amplified Sub-Woofer



PERFORMANCE

- Features PowerPro® FX Directional Jet for targeted hip massage
- Offers wrist jets incorporated into an upright seat in the J-585™ model
- Provides wider variety of seating levels to accommodate varying heights comfortably
- Delivers a deep tissue massage experience in an upgraded RX Therapy Seat, combined with spinning, sizable coverage specialty jets to relax the back, and directionally adjustable jets that target achy hips



DESIGN

- Features Curvalux™ exterior mimicking durable, high-end patio furniture
- Showcases a modern shape with an elevated silhouette and wall mounted controls, highlighting dual waterfalls for a soothing massage experience
- Highlights contours with a revolutionary architectural lighting design integrated into the cabinetry



EASE OF USE

- Incorporates full-color ProTouch™ Glass Control panel
- Utilizes SmartTub™ system for simplified hot tub ownership, compatible with an app for remote access to energy efficiency and temperature settings, alerts, and more
- Integrates a concealed clip skirt system for easy, tool-free access



POWERPRO® JETS COLLECTION KEY



J-585™

6-7 Seats

DIMENSIONS*

91 in x 91 in x 37.5 in - 42 in sides
231 cm x 231 cm x 95 cm - 107 cm sides

DRY WEIGHT

897 lbs. (407 kg.)

TOTAL FILLED WEIGHT

5,403 lbs. (2,451 kg.)

AVERAGE SPA VOLUME

440 gallons (1,666 liters)

ELECTRICAL

240VAC @ 30A/50A/60A
230VAC 50Hz 20A

TOTAL JETS BY TYPE:



	Standard YH	Con Estéreo YQ
	\$25,240	\$27,230

J-575™



5-6 Seats

DIMENSIONS*

91 in x 91 in x 37.5 in - 42 in sides
231 cm x 231 cm x 95 cm - 107 cm sides

DRY WEIGHT

898 lbs. (407 kg.)

TOTAL FILLED WEIGHT

5,446 lbs. (2,470 kg.)

AVERAGE SPA VOLUME

445 gallons (1,685 liters)

ELECTRICAL


240VAC @ 30A/50A/60A
230VAC 50Hz 20A

TOTAL JETS BY TYPE:




	Standard YH	Con Estéreo YQ
	\$25,240	\$27,230

ACRYLIC OPTIONS



CURVALUX™ CABINETRY



PROLAST™ COVERS



*All hot tub dimensions are shown in: L x W x H.

This option available while supplies last

Precios de lista en USD no incluyen IVA.

J-400™

DESIGNER
COLLECTION





J-400™

DESIGNER COLLECTION

FEATURES:

- Distinct High Back Design
- ProFinish™ Cabinetry
- ProTouch™ Control
- PowerPro® Jets
- Specialty PowerPro® FX-D, RX and PX Jets
- CLEARRAY® On-Demand
- 5-Stage Filtration System
- ProStream™ Circulation Pump
- Floating Propolymer™ Foundation
- Tool-Free Cabinet Removal
- Quick Drain System
- Watercolour™ Waterfall
- Premium LED Lighting
- Adjustable Headrest
- Illuminated Cup Holders
- Status Indicator Light

OPTIONAL FEATURES:

- SmartTub™ Compatible
- CLEARRAY® PRO₃TECT™ Low Output Ozone Generator
- SmartSeal® Insulation
- Exterior Lights
- ProLast™ and ProLast™ Extreme Outdoor Hot Tub Covers
- BLUEWAVE® Stereo
 - Premium Speakers
 - Amplified Sub-Woofer



PERFORMANCE

- Offers up to nine distinct PowerPro® jets for more hydromassage coverage, including the pulsating PowerPro® PX jet, spinning PowerPro® RX jet and bold PowerPro® MX jet
- Features more top-of-the-line rotational PowerPro® RX jets
- Illuminates above and below the water with the most LED light integration. Glowing diverter knobs double as cupholders



DESIGN

- Composed with an elevated back design, also offering protection from the elements
- Incorporates a touchscreen control with a simplified user interface to make usage and maintenance easy
- Showcases higher, backlit waterfalls that cascade water down your neck and back while providing a more breathtaking effect



EASE OF USE

- Operates maximum filter processes and filters hot tub water as needed with CLEARRAY® On-Demand
- Eases maintenance with tool-free cabinet removal
- Compatible with SmartTub™ app for enhanced hot tub care and support, personalized tips and how-to videos



POWERPRO® JETS COLLECTION KEY



J-495™

8 - 9 Seats

DIMENSIONS*
91 in x 110 in x 37.5 in - 43.5 in back
231 cm x 279 cm x 95 cm - 111 cm back

DRY WEIGHT
1,091 lbs. (495 kg.)

TOTAL FILLED WEIGHT
5,261 lbs. (2,386 kg.)

AVERAGE SPA VOLUME
500 US gallons (1,893 liters)

ELECTRICAL
240VAC @ 50A/60A
230VAC 50Hz 1x32A

TOTAL JETS BY TYPE:



Standard \$25,250 | Con Estéreo \$27,250



J-485™

6 - 7 Seats

DIMENSIONS*
91 in x 91 in x 37.5 in - 43.5 in back
231 cm x 231 cm x 95 cm - 111 cm back

DRY WEIGHT
916 lbs. (415.5 kg.)

TOTAL FILLED WEIGHT
5,336 lbs. (2,420 kg.)

AVERAGE SPA VOLUME
435 US gallons (1,647 liters)

ELECTRICAL
240VAC @ 30A/50A/60A
230VAC 50Hz 20A (2 breakers required)

TOTAL JETS BY TYPE:



Standard YH \$22,500 | Con Estéreo YQ \$25,000



J-475™



6-7 Seats

DIMENSIONS*
91 in x 91 in x 37.5 in - 43.5 in back
231 cm x 231 cm x 95 cm - 111 cm back

DRY WEIGHT
925 lbs. (419.5 kg.)

TOTAL FILLED WEIGHT
5,387 lbs. (2,444 kg.)

AVERAGE SPA VOLUME
440 US gallons (1,666 liters)

ELECTRICAL
240VAC @ 30A/50A/60A
230VAC 50Hz 20A (2 breakers required)

TOTAL JETS BY TYPE:



Standard YG \$22,150 | Con Estéreo YP \$24,150



J-445™

6 Seats

DIMENSIONS*
84 in x 84 in x 37.5 in - 43.5 in in back
214 cm x 214 cm x 95 cm - 111 cm back

DRY WEIGHT
855 lbs. (388 kg.)

TOTAL FILLED WEIGHT
4,525 lbs. (2,052 kg.)

AVERAGE SPA VOLUME
440 US gallons (1,666 liters)

ELECTRICAL
240VAC @ 30A/50A/60A
230VAC 50Hz 20A (2 breakers required)

TOTAL JETS BY TYPE:



Standard \$19,900 | Con Estéreo \$21,970



J-435™



5 - 6 Seats

DIMENSIONS*
84 in x 84 in x 37.5 in - 43.5 in in back
214 cm x 214 cm x 95 cm - 111 cm back

DRY WEIGHT
822 lbs. (373 kg.)

TOTAL FILLED WEIGHT
4,492 lbs. (2,037 kg.)

AVERAGE SPA VOLUME
360 US gallons (1,363 liters)

ELECTRICAL
240VAC @ 30A/50A/60A
230VAC 50Hz 20A (2 breakers required)

TOTAL JETS BY TYPE:



Standard YC \$19,700 | Con Estéreo YK \$21,690



J-425™

4 - 5 Seats

DIMENSIONS*
76 in x 87 in x 34 in - 40 in back
193 cm x 221 cm x 86 cm - 102 cm back

DRY WEIGHT
776 lbs. (352 kg.)

TOTAL FILLED WEIGHT
4,279 lbs. (1,941 kg.)

AVERAGE SPA VOLUME
320 US gallons (1,211 liters)


ELECTRICAL
240VAC 60Hz 40A/50A/60A
230VAC 50Hz 17A/13A

TOTAL JETS BY TYPE:



Standard \$18,300 | Con Estéreo \$20,350

ACRYLIC OPTIONS



PROFINISH™ CABINETRY



PROLAST™ COVERS



VINYL COVERS



*All hot tub dimensions are shown in: L x W x H.
**Available on select models

This option available while supplies last

Precios de lista en USD no incluyen IVA.

J-300™

COMFORT
COLLECTION





J-300™

COMFORT COLLECTION

FEATURES:

- PowerPro® Jets
- Specialty PowerPro® BX and FX-L Jets
- Illuminated Control
- CLEARRAY® On-Demand
- 4-Stage Filtration System
- ProStream™ Circulation Pump
- Propolymer™ Foundation
- Tool-Free Cabinet
- Water Rainbow® Waterfall
- ProLite™ LED Lighting
- HydroSoothe™ Massage Pillow
- Illuminated Cup Holders

OPTIONAL FEATURES:

- SmartTub™ Compatible
- CLEARRAY® PRO₃TECT™ Low Output Ozone Generator
- ProClarity® Circulation Pump Filter
- SmartSeal® Insulation
- Exterior Lights
- ProLast™ and ProLast™ Extreme Outdoor Hot Tub Covers
- BLUEWAVE® Stereo
 - Standard Speakers
 - Sub-Woofer



PERFORMANCE

- Delivers a superior hydromassage with PowerPro® Jets
- Features the bubbler PowerPro® BX Jet, exclusive to the J-300™ Collection
- Minimizes water debris with ProClear® filter



DESIGN

- Enhances comfort with ergonomically-designed seating
- Incorporates more LED lighting coverage underwater and above the water
- Features unique HydroSoothe™ massage pillow, delivering a head and neck massage and a cascade of water over neck and shoulders without splashing or spraying



EASE OF USE

- Promptly cleanses hot tub water with CLEARRAY® On-Demand
- Eases maintenance with tool-free cabinetry removal
- Makes usage and maintenance effortless with illuminated topside control panel and back-lit buttons
- Compatible with SmartTub™ app for enhanced hot tub care and support, personalized tips and how-to videos



POWERPRO® JETS COLLECTION KEY



J-385™

6 - 7 Seats

DIMENSIONS*
91 in x 91 in x 38 in
231 cm x 231 cm x 97 cm

DRY WEIGHT
850 lbs. (386 kg.)

TOTAL FILLED WEIGHT
5,771 lbs. (2,618 kg.)

AVERAGE SPA VOLUME
460 US gallons (1,741 liters)

ELECTRICAL
240VAC 60Hz 40A/50A/60A
230VAC 50Hz 17A/13A

TOTAL JETS BY TYPE:



Con arillos de jets Al. ZG \$18,900
Con arillos de jets Al. y Estéreo ZM \$20,550



J-375™



5 - 6 Seats

DIMENSIONS*
91 in x 91 in x 38 in
231 cm x 231 cm x 97 cm

DRY WEIGHT
830 lbs. (377 kg.)

TOTAL FILLED WEIGHT
5,667 lbs. (2,571 kg.)

AVERAGE SPA VOLUME
445 US gallons (1,685 liters)

ELECTRICAL
240VAC 60Hz 40A/50A/60A
230VAC 50Hz 17A/13A

TOTAL JETS BY TYPE:



Con arillos de jets Al. ZG \$18,900
Con arillos de jets Al. y Estéreo ZM \$20,550



J-365™

6 - 7 Seats

DIMENSIONS*
84 in x 91 in x 38 in
213 cm x 231 cm x 97 cm

DRY WEIGHT
805 lbs. (365 kg.)

TOTAL FILLED WEIGHT
4,975 lbs. (2,257 kg.)

AVERAGE SPA VOLUME
395 US gallons (1,495 liters)

ELECTRICAL
240VAC 60Hz 40A/50A/60A
230VAC 50Hz 17A/13A

TOTAL JETS BY TYPE:



Con arillos de jets Al. ZF \$17,450
Con arillos de jets Al. y Estéreo ZL \$19,250



J-355™



5 - 6 Seats

DIMENSIONS*
84 in x 91 in x 38 in
213 cm x 231 cm x 97 cm

DRY WEIGHT
813 lbs. (369 kg.)

TOTAL FILLED WEIGHT
4,900 lbs. (2,223 kg.)

AVERAGE SPA VOLUME
360 US gallons (1,363 liters)

ELECTRICAL
240VAC 60Hz 40A/50A/60A
230VAC 50Hz 17A/13A

TOTAL JETS BY TYPE:



Con arillos de jets Al. ZE \$17,450
Con arillos de jets Al. y Estéreo ZK \$19,250



J-345™

6 - 7 Seats

DIMENSIONS*
84 in x 84 in x 36 in
213 cm x 213 cm x 92 cm

DRY WEIGHT
777 lbs. (352 kg.)

TOTAL FILLED WEIGHT
4,488 lbs. (2,036 kg.)

AVERAGE SPA VOLUME
345 US gallons (1,306 liters)

ELECTRICAL
240VAC 60Hz 40A/50A/60A
230VAC 50Hz 17A/13A

TOTAL JETS BY TYPE:



Con arillos de jets Al. ZD \$16,350
Con arillos de jets Al. y Estéreo ZJ \$18,000



J-335™



5 - 6 Seats

DIMENSIONS*
84 in x 84 in x 36 in
213 cm x 213 cm x 92 cm

DRY WEIGHT
764 lbs. (347 kg.)

TOTAL FILLED WEIGHT
4,684 lbs. (2,125 kg.)

AVERAGE SPA VOLUME
350 US gallons (1,325 liters)

ELECTRICAL
240VAC 60Hz 40A/50A/60A
230VAC 50Hz 17A/13A

TOTAL JETS BY TYPE:



Con arillos de jets Al. ZC \$16,350
Con arillos de jets Al. y Estéreo ZP \$18,000



J-325™

4 - 5 Seats

DIMENSIONS*
84 in x 76 in x 34 in
213 cm x 193 cm x 87 cm

DRY WEIGHT
619 lbs. (281 kg.)

TOTAL FILLED WEIGHT
4,372 lbs. (1,983 kg.)

AVERAGE SPA VOLUME
335 US gallons (1,268 liters)

ELECTRICAL
120VAC 15A or
240VAC 60Hz 30/40A
230VAC 50Hz 13A/10A

TOTAL JETS BY TYPE:



Con arillos de jets Al. ZB \$14,400
Con arillos de jets Al. y Estéreo \$16,100



J-315™

2 - 3 Seats

DIMENSIONS*
66 in x 76 in x 32 in
168 cm x 193 cm x 81 cm

DRY WEIGHT
531 lbs. (241 kg.)

TOTAL FILLED WEIGHT
2,866 lbs. (1,300 kg.)

AVERAGE SPA VOLUME
210 US gallons (795 liters)


ELECTRICAL
120VAC 15A or
240VAC 60Hz 30/40A
230VAC 50Hz 13A/10A

TOTAL JETS BY TYPE:




Con arillos de jets Al. ZA \$13,250
Con arillos de jets Al. y Estéreo \$14,970


ACRYLIC OPTIONS




PROFINISH™ CABINETRY



PROLAST™ COVERS



VINYL COVERS



*All hot tub dimensions are shown in: L x W x H.

This option available while supplies last

Precios de lista en USD no incluyen IVA.

J-200™

CLASSIC
COLLECTION





J-200™

CLASSIC COLLECTION

FEATURES:

- Classic & ClassicPro™ Jets†
- 2-Stage Filtration System
- Comfortable Headrests
- Built-In Drink Holders
- Classic Waterfall
- Multi-Colored Lighting

OPTIONAL FEATURES:

- SmartTub™ Compatible
- ProLast™ and ProLast™ Extreme Outdoor Hot Tub Covers
- BLUEWAVE® Stereo on Select Models
 - Standard Speakers



PERFORMANCE

- Offers a complete hydromassage experience with tested jet placement
- Expands ergonomic options with a variety of jet configurations to find the right massage for you



DESIGN

- Maximizes durability and efficiency with strong acrylic shell and full foam insulation
- Features UV-resistant cabinet that stays beautiful longer



EASE OF USE

- Simplifies usage with one-button operation controls
- Facilitates maintenance with top-loading filtration system
- Compatible with SmartTub™ app for enhanced hot tub care and support, personalized tips and how-to videos



J-280™

6 - 7 Seats

TOTAL JETS
44 ClassicPro™ Jets

DIMENSIONS*
90 in x 90 in x 36.5 in
229 cm x 229 cm x 93 cm

DRY WEIGHT
885 lbs. (401 kg.)

TOTAL FILLED WEIGHT
5,639 lbs. (2,558 kg.)

AVERAGE SPA VOLUME
460 US gallons (1,741 liters)

ELECTRICAL
240VAC 60Hz 40A/50A/60A
230VAC 50Hz 20A/30A/40A

Standard ZX \$13,520 Con Estéreo ZW \$14,750



J-275™ LOUNGE

6 Seats

TOTAL JETS
45 ClassicPro™ Jets

DIMENSIONS*
90 in x 90 in x 36.5 in
229 cm x 229 cm x 93 cm

DRY WEIGHT
807 lbs. (366 kg.)

TOTAL FILLED WEIGHT
5,227 lbs. (2,371 kg.)

AVERAGE SPA VOLUME
420 US gallons (1,590 liters)

ELECTRICAL
240VAC 60Hz 40A/50A/60A
230VAC 50Hz 20A/30A/40A

Standard ZH \$13,520 Con Estéreo ZN \$14,750



J-245™

6 - 7 Seats

TOTAL JETS
35 ClassicPro™ Jets

DIMENSIONS*
84 in x 84 in x 36 in
214 cm x 214 cm x 92 cm

DRY WEIGHT
827 lbs. (375 kg.)

TOTAL FILLED WEIGHT
4,747 lbs. (2,153 kg.)

AVERAGE SPA VOLUME
360 US gallons (1,363 liters)

ELECTRICAL
240VAC 60Hz 40A/50A/60A
230VAC 50Hz 20A/30A/40A

Standard VZ \$12,100 Con Estéreo ZZ \$13,300



J-235™ LOUNGE

6 Seats

TOTAL JETS
35 ClassicPro™ Jets

DIMENSIONS*
84 in x 84 in x 36 in
214 cm x 214 cm x 92 cm

DRY WEIGHT
718 lbs. (326 kg.)

TOTAL FILLED WEIGHT
4,554 lbs. (2,066 kg.)

AVERAGE SPA VOLUME
360 US gallons (1,363 liters)

ELECTRICAL
240VAC 60Hz 40A/50A/60A
230VAC 50Hz 20A/30A/40A

Standard ZI \$12,100 Con Estéreo ZO \$13,300



J-225™

4 - 5 Seats

TOTAL JETS
23 Classic Jets

DIMENSIONS*
84 in x 76 in x 34.5 in
214 cm x 193 cm x 87 cm

DRY WEIGHT
562 lbs. (255 kg.)

TOTAL FILLED WEIGHT
4,219 lbs. (1,914 kg.)

AVERAGE SPA VOLUME
354 US gallons (1,340 liters)

ELECTRICAL
120VAC 60Hz 15A or
240VAC 60Hz 30A/40A
230VAC 50Hz 20A/30A

Standard ZI \$11,100 Con Estéreo ZO \$12,350



J-215™

2 - 3 Seats

TOTAL JETS
19 Classic Jets

DIMENSIONS*
66 in x 76 in x 32 in
168 cm x 193 cm x 81 cm

DRY WEIGHT
492 lbs. (223 kg.)

TOTAL FILLED WEIGHT
2,780 lbs. (1,261 kg.)

AVERAGE SPA VOLUME
220 US gallons (833 liters)

ELECTRICAL
120VAC @ 15A
240VAC @ 30A/40A
230VAC 50Hz 20A/30A

Standard VZ \$10,620 Con Estéreo ZZ \$11,850



J-210™

4 Seats

TOTAL JETS
19 Classic Jets

DIMENSIONS*
78 in x 36 in
198 cm x 92 cm

DRY WEIGHT
527 lbs. (239 kg.)

TOTAL FILLED WEIGHT
3,112 lbs. (1,412 kg.)

AVERAGE SPA VOLUME
240 US gallons (908 liters)

ELECTRICAL
120VAC 60Hz 15A
240VAC 60Hz 30A/40A
230VAC 50Hz 20A/30A

Standard ZQ \$10,750



ACRYLIC OPTIONS



Porcelain



Platinum




Opal



Silver Pearl




Sahara




Sandstone




Desert Sand



Monaco



Caribbean Surf




Midnight

PROENDURE™ CABINETRY



Brazilian Teak



Silverwood



Roasted Chestnut

PROLAST™ COVERS



Black




Sienna



Gray



Bordeaux Cover



Silverwood Cover

VINYL COVERS

*All hot tub dimensions are shown in: L x W x H.

†Select models

This option available while supplies last

Precios de lista en USD no incluyen IVA.

ACCESORIES COVERS





HOT TUB COVER.


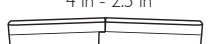
Haga que la protección de su inversión sea elegante y simple.


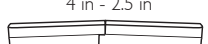
Su primera línea de defensa en el cuidado del agua. Desde vinilo básico hasta cubiertas premium PROLAST™, las cubiertas genuinas Jacuzzi® retienen el calor y ofrecen protección para el jacuzzi cuando no está en uso.

COVERS



PROLAST™ Extreme Covers		CARACTERÍSTICAS	ESPESOR	MATERIAL
UPGRADE	Cubiertas exteriores premium. Diseñada para climas duros y fríos.	Espuma densa soporta cargas pesadas de nieve Angular para promover el escape Resistente al agua y las manchas para proporcionar una superficie fácil de limpiar Propiedades superiores de resistencia a los rayos UV	2 lbs.	PROLAST™ Outdoor all-weather fabric.
		ALTURA	ASAS	ACABADOS
		5 in - 3 in 	6 exteriores 2 interiores	Hilo para exterior de doble costura hecho de fuertes fibras resistentes a los rayos UV

PROLAST™ Covers		CARACTERÍSTICAS	ESPESOR	MATERIAL
UPGRADE	* 25% más ligero para un manejo más fácil y dándole un toque premium a su decoración de exterior.	25% más ligero Resistente al agua Propiedades superiores de resistencia a los rayos UV	1.5 lbs.	PROLAST™ Outdoor all-weather fabric.
		ALTURA	ASAS	ACABADOS
		4 in - 2.5 in 	6 exteriores 2 interiores	Hilo para exterior de doble costura hecho de fuertes fibras resistentes a los rayos UV

STANDARD VINYL	CARACTERÍSTICAS	ESPESOR	MATERIAL
Las cubiertas estándar ayudan a mantener el calor y protege de los desechos y basura fuera de su bañera de hidromasaje	Funda de Spa básica Estructura de vinilo duradero	1.5 lbs.	PROLAST™ Outdoor all-weather fabric.
	ALTURA	ASAS	ACABADOS
	4 in - 2.5 in 	6 exteriores 2 interiores	Hilo para exterior de doble costura hecho de fuertes fibras resistentes a los rayos UV

COVER MATRIX

OPCIONES DE COLOR Y MATERIAL

HOT TUB MODELS	Model Year	DIMENSIONS L x W (in) All are ± 1/2"	VINYL		PROLAST™			PROLAST™ EXTRTEME		
			SILVERWOOD	BORDEAUX	SIENNA	GRAY	BLACK	SIENNA	GRAY	BLACK
J-575™	All	91 x 91 1/2	N/A	N/A	6476-525PM	6476-525PG	6476-525PC	6476-525PEM	6476-525PEG	6476-525PEC
J-585™	All	91 x 91 1/2	N/A	N/A	6476-525PM	6476-525PG	6476-525PC	6476-525PEM	6476-525PEG	6476-525PEC
J-495™	2020+	91 1/2 x 111	6476-062G	6476-062M	6476-062PM	6476-062PG	6476-062PC	6476-062PEM	6476-062PEG	6476-062PEC
J-475™/J-485™	All	92 1/4 x 92 7/16	6476-546G	6476-546M	6476-546PM	6476-546PG	6476-546PC	6476-546PEM	6476-546PEG	6476-546PEC
J-465™	All	88 3/4 x 89 1/2	6476-502G	6476-502M	6476-502PM	6476-502PG	6476-502PC	6476-502PEM	6476-502PEG	6476-502PEC
J-445™/J-435™	All	85 x 85	6476-545G	6476-545M	6476-545PM	6476-545PG	6476-545PC	6476-545PEM	6476-545PEG	6476-545PEC
J-425™	2020+	77 1/4 x 87 1/4	6476-061G	6476-061M	6476-061PM	6476-061PG	6476-061PC	6476-061PEM	6476-061PEG	6476-061PEC
J-LX®/J-LXL® (WITH SKIRT)	All	85 x 85	N/A	6476-511M	6476-511PM	6476-511PG	6476-511PC	6476-511PEM	6476-511PEG	6476-511PEC
J-LX®/J-LXL® (NO SKIRT)	All	85 x 85	N/A	6476-046M	6476-046PM	6476-046PG	6476-046PC	6476-046PEM	6476-046PEG	6476-046PEC
J-385™	All	92 x 92	6476-522G	6476-522M	6476-522PM	6476-522PG	6476-522PC	6476-522PEM	6476-522PEG	6476-522PEC
J-375™	2014+	92 x 92	6476-522G	6476-522M	6476-522PM	6476-522PG	6476-522PC	6476-522PEM	6476-522PEG	6476-522PEC
J-365™	2014+	92 x 85	6476-520G	6476-520M	6476-520PM	6476-520PG	6476-520PC	6476-520PEM	6476-520PEG	6476-520PEC
J-355™	2014+	92 x 85	6476-520G	6476-520M	6476-520PM	6476-520PG	6476-520PC	6476-520PEM	6476-520PEG	6476-520PEC
J-345™	2014+	85 x 85	6476-521G	6476-521M	6476-521PM	6476-521PG	6476-521PC	6476-521PEM	6476-521PEG	6476-521PEC
J-335™	2014+	85 x 85	6476-521G	6476-521M	6476-521PM	6476-521PG	6476-521PC	6476-521PEM	6476-521PEG	6476-521PEC
J-325™	2014+	77 x 85	6476-523G	6476-523M	6476-523PM	6476-523PG	6476-523PC	6476-523PEM	6476-523PEG	6476-523PEC
J-315™	2014+	77 x 67	6476-524G	6476-524M	6476-524PM	6476-524PG	6476-524PC	6476-524PEM	6476-524PEG	6476-524PEC
J-280™	All	91 x 91	6476-509G	6476-509M	6476-509PM	6476-509PG	6476-509PC	6476-509PEM	6476-509PEG	6476-509PEC
J-275™	All	91 x 91	6476-509G	6476-509M	6476-509PM	6476-509PG	6476-509PC	6476-509PEM	6476-509PEG	6476-509PEC
J-245™	All	85 1/2 x 85 1/2	6476-014G	6476-014M	6476-014PM	6476-014PG	6476-014PC	6476-014PEM	6476-014PEG	6476-014PEC
J-235™	All	85 1/2 x 85 1/2	6476-014G	6476-014M	6476-014PM	6476-014PG	6476-014PC	6476-014PEM	6476-014PEG	6476-014PEC
J-210™	All	77 x 85	6476-010G	6476-010M	6476-010PM	6476-010PG	6476-010PC	6476-010PEM	6476-010PEG	6476-010PEC
J-225™	All	77 x 67	6476-041G	6476-041M	6476-041PM	6476-041PG	6476-041PC	6476-041PEM	6476-041PEG	6476-041PEC
J-215™	All	Ø79	6476-042G	6476-042M	6476-042PM	6476-042PG	6476-042PC	6476-042PEM	6476-042PEG	6476-042PEC
COVERS FOR OLDER MODEL HOT TUBS										
J-495™	2015-2019	90 1/4 x 109 1/4	6476-515G	6476-515M	6476-515PM	6476-515PG	6476-515PC	6476-515PEM	6476-515PEG	6476-515PEC
J-480™	All	93 x 93 1/2	6476-500G	6476-500M	6476-500PM	6476-500PG	6476-500PC	6476-500PEM	6476-500PEG	6476-500PEC
J-470™	All	91 1/2 x 92	6476-501G	6476-501M	6476-501PM	6476-501PG	6476-501PC	6476-501PEM	6476-501PEG	6476-501PEC
J-460™	All	77 1/2 x 89	6476-503G	6476-503M	6476-503PM	6476-503PG	6476-503PC	6476-503PEM	6476-503PEG	6476-503PEC
J-425™	2015-2019	76 x 88	6476-514G	6476-514M	6476-514PM	6476-514PG	6476-514PC	6476-514PEM	6476-514PEG	6476-514PEC
J-415™	All	76 x 66	6476-513G	6476-513M	6476-513PM	6476-513PG	6476-513PC	6476-513PEM	6476-513PEG	6476-513PEC
J-380™	2002-2006	93 1/2 x 93 1/2	2475-210	N/A	2475-500PM	2475-500PG	2475-500PC	2475-500PEM	2475-500PEG	2475-500PEC
J-375™	2005-2013	91 x 91	6476-504G	6476-504M	6476-504PM	6476-504PG	6476-504PC	6476-504PEM	6476-504PEG	6476-504PEC
J-355™	2005-2013	91 x 84	6476-505G	6476-505M	6476-505PM	6476-505PG	6476-505PC	6476-505PEM	6476-505PEG	6476-505PEC
J-335™	2005-2013	84 1/2 x 84 1/2	6476-506G	6476-506M	6476-506PM	6476-506PG	6476-506PC	6476-506PEM	6476-506PEG	6476-506PEC
J-325™	2005-2013	76 x 84	6476-507G	6476-507M	6476-507PM	6476-507PG	6476-507PC	6476-507PEM	6476-507PEG	6476-507PEC
J-315™	2005-2013	77 x 67	6476-508G	6476-508M	6476-508PM	6476-508PG	6476-508PC	6476-508PEM	6476-508PEG	6476-508PEC

OPCIONES DE COLOR Y MATERIAL

HOT TUB MODELS	Model Year	DIMENSIONS L x W (in) All are ± 1/2"	PRICING UPGRADE W/ SPA			PRICING FOR REPLACEMENT		
			STD VINYL	PROLAST™	PROLAST™ EXTREME	STD VINYL	PROLAST™	PROLAST™ EXTREME
J-575™	All	91 x 91 1/2	N/A	\$ -	\$ 179	N/A	\$ 1,557	\$ 1,742
J-585™	All	91 x 91 1/2	N/A	\$ -	\$ 179	N/A	\$ 1,557	\$ 1,742
J-495™	2020+	91 1/2 x 111	-	\$ 89	\$ 268	\$ 1,424	\$ 1,517	\$ 1,706
J-475™/J-485™	All	92 1/4 x 92 7/16	-	\$ 89	\$ 268	\$ 1,171	\$ 1,264	\$ 1,449
J-465™	All	88 3/4 x 89 1/2	-	\$ 89	\$ 268	\$ 821	\$ 914	\$ 1,103
J-445™/J-435™	All	85 x 85	-	\$ 89	\$ 268	\$ 821	\$ 914	\$ 1,103
J-425™	2020+	77 1/4 x 87 1/4	-	\$ 89	\$ 268	\$ 821	\$ 914	\$ 1,103
J-LX®/J-LXL® (WITH SKIRT)	All	85 x 85	-	\$ 89	\$ 268	\$ 821	\$ 914	\$ 1,103
J-LX®/J-LXL® (NO SKIRT)	All	85 x 85	-	\$ 89	\$ 268	\$ 821	\$ 914	\$ 1,103
J-385™	All	92 x 92	-	\$ 89	\$ 268	\$ 821	\$ 914	\$ 1,103
J-375™	2014+	92 x 92	-	\$ 89	\$ 268	\$ 821	\$ 914	\$ 1,103
J-365™	2014+	92 x 85	-	\$ 89	\$ 268	\$ 821	\$ 914	\$ 1,103
J-355™	2014+	92 x 85	-	\$ 89	\$ 268	\$ 821	\$ 914	\$ 1,103
J-345™	2014+	85 x 85	-	\$ 89	\$ 268	\$ 821	\$ 914	\$ 1,103
J-335™	2014+	85 x 85	-	\$ 89	\$ 268	\$ 821	\$ 914	\$ 1,103
J-325™	2014+	77 x 85	-	\$ 89	\$ 268	\$ 821	\$ 914	\$ 1,103
J-315™	2014+	77 x 67	-	\$ 89	\$ 268	\$ 821	\$ 914	\$ 1,103
J-280™	All	91 x 91	-	\$ 89	\$ 268	\$ 821	\$ 914	\$ 1,103
J-275™	All	91 x 91	-	\$ 89	\$ 268	\$ 821	\$ 914	\$ 1,103
J-245™	All	85 1/2 x 85 1/2	-	\$ 89	\$ 268	\$ 821	\$ 914	\$ 1,103
J-235™	All	85 1/2 x 85 1/2	-	\$ 89	\$ 268	\$ 821	\$ 914	\$ 1,103
J-225™	All	77 x 85	-	\$ 89	\$ 268	\$ 821	\$ 914	\$ 1,103
J-215™	All	77 x 67	-	\$ 89	\$ 268	\$ 821	\$ 914	\$ 1,103
J-210™	All	Ø79	-	\$ 89	\$ 268	\$ 821	\$ 914	\$ 1,103
COVERS FOR OLDER MODEL HOT TUBS								
J-495™	2015-2019	90 1/4 x 109 1/4	-	\$ 89	\$ 268	\$ 1,424	\$ 1,517	\$ 1,706
J-480™	All	93 x 93 1/2	-	\$ 89	\$ 268	\$ 1,171	\$ 1,264	\$ 1,449
J-470™	All	91 1/2 x 92	-	\$ 89	\$ 268	\$ 1,171	\$ 1,264	\$ 1,449
J-460™	All	77 1/2 x 89	-	\$ 89	\$ 268	\$ 821	\$ 914	\$ 1,103
J-425™	2015-2019	76 x 88	-	\$ 89	\$ 268	\$ 821	\$ 914	\$ 1,103
J-415™	All	76 x 66	-	\$ 89	\$ 268	\$ 821	\$ 914	\$ 1,103
J-380™	2002-2006	93 1/2 x 93 1/2	-	\$ 89	\$ 268	\$ 821	\$ 914	\$ 1,103
J-375™	2005-2013	91 x 91	-	\$ 89	\$ 268	\$ 821	\$ 914	\$ 1,103
J-355™	2005-2013	91 x 84	-	\$ 89	\$ 268	\$ 821	\$ 914	\$ 1,103
J-335™	2005-2013	84 1/2 x 84 1/2	-	\$ 89	\$ 268	\$ 821	\$ 914	\$ 1,103
J-325™	2005-2013	76 x 84	-	\$ 89	\$ 268	\$ 821	\$ 914	\$ 1,103
J-315™	2005-2013	77 x 67	-	\$ 89	\$ 268	\$ 821	\$ 914	\$ 1,103

STEPS

HOT TUB STEPS.

Escalones de primera calidad diseñados para complementar perfectamente el exterior de su Jacuzzi.

Ofrecemos escalones de madera sintética de alta calidad que combinan perfectamente con los revestimientos de su Spa y con varias opciones de color.

Estos elegantes escalones son la mejor opción para aumentar la estética y la seguridad. También disponibles en un económico plástico, Handi Step con y sin luz.





6473-107 G, K, M.

Un solo escalón de madera sintética de 30"
Montaje rápido con banda de rodadura simple texturada con listones anchos y borde superior del marco.

Disponible en: Gray (G), Teak (K), Mahogany (M)

6473-107 G, K, M.

\$465



6473-106 G, K, M.

Escalón vertical doble de madera sintética de 32"
De montaje rápido. Texturizado

Disponible en: Gray (G), Teak (K), Mahogany (M)

6473-106 G, K, M.

\$720



6473-278 K, M.

Escalón vertical de madera sintética de 36" con pasamanos
Serie Jacuzzi LX con barandilla y gabinete de almacenamiento, cerradura opcional, dos niveles, 22" de profundidad.

Disponible en: Gray (G), Teak (K), Mahogany (M)

6473-278 K, M.

\$1,340



6473-100 G, K, M.

Handi Step II, Plástico

Una solución versátil y fácil de montar en su Jacuzzi. Construido para años de estabilidad y resistencia con un mantenimiento mínimo, este escalón funciona con spas tanto redondos como cuadrados.

Disponible en: Gray (G), Teak (K), Mahogany (M)

6473-100 G, K, M.

\$180



6473-036

Soporte Rail Stand

Para mayor soporte al usar el riel Safe-T, se desliza debajo de la base del spa.
Nota: el producto no girará con la base instalada.

6473-036

\$360



6473-035

Spa Caddy

Mantenga sus necesidades al alcance de la mano, despreocupese de perder las llaves, celulares y otros elementos importantes. El Caddy los mantiene secos, pero al alcance de la mano.

6473-035



6473-200 G, K, M.

Handi Step II, Plástico con luz LED

Una solución versátil y fácil de montar en su Jacuzzi. Construido para años de estabilidad y resistencia con un mantenimiento mínimo, este escalón funciona con spas tanto redondos como cuadrados. Viene con kit de luz LED.

Disponible en: Gray (G), Teak (K), Mahogany (M)

6473-200 G, K, M.

\$250



6473-037

Safe T-Rail

Para salir y entrar fácilmente de cualquier Jacuzzi. Este riel ajustable antideslizante con un cómodo y firme agarre de espuma negra se adhiere a cualquier spa para brindar dicha comodidad y seguridad. Construido con un recubrimiento aluminio negro, libre de óxido.

6473-037

\$360

**Necesita adaptador
Adaptador de luz para escalón.
Cable requerido para todos los pasos con luz (excepto J-500)

6560-199

\$75



Cañón Grande 7720,
Col. La Estanzuela
Monterrey, N.L. 64984

T. (81)8625 5000
info@artexa.com

**Artexa Experience
& Design Center Mexico City**
Homero 1433 Mezzanine
Col. Polanco II Secc.
Delegación Miguel Hidalgo,
Ciudad de México 11540
citas@artexa.com

Oficina de proyectos
Dakota 204, 3er piso, desp. 302
Col. Napoles
Ciudad de México 03810
T. (55)5256 5373

ArtexaMx artexamx

www.artexa.com



©2020 Jacuzzi Hot Tubs. All rights reserved. Jacuzzi® is a registered trademark of Jacuzzi Inc. used with permission. All other brands, product names, company names, trade names, trademarks and service marks used are the property of their respective owners. Jacuzzi Hot Tubs may make product modifications and enhancements. Specifications may change without notice. International products may be configured differently to meet local electrical requirements. Dimensions are approximate. Manufactured under one or more United States patent numbers. Other patents may apply.

www.jacuzzi.com
13925 City Center Drive, Suite 200
Chino Hills, CA 91709

Part No: 2890-043G
6/20



MIX
Paper from
responsible sources
FSC® C103525





SWIM SPA COLLECTION

JACUZZI® BRAND IS AN ICON

Legendary for performance, reliability and ease of use, we set the standard by which all hydrotherapy is measured. While imitation may be the sincerest form of flattery, only 60 years of innovation can produce swim spa designs made to the demanding standards of the Jacuzzi® Brand.





Swim Spas



Hot Tubs



Commercial



Bathtubs



Showers



Saunas

Jacuzzi® Brand products are manufactured in 5 countries, enjoyed in more than 100 countries worldwide, and employ thousands of people around the world. Representing decades of innovation, design, performance and ease of use, the Jacuzzi® Brand is trusted by millions of customers globally.



HERITAGE

When the seven Jacuzzi brothers immigrated to the U.S., they had no idea that a pump they designed for orchards would revolutionize hydrotherapy in the home. While the family's critical need to change the life of a child triggered this therapeutic invention, a desire for wellness founded an industry.

CELEBRATING

60

YEARS

OF HYDROTHERAPY



The Jacuzzi family departs Italy for the United States and transforms the aviation and agriculture industries.

When Ken Jacuzzi, age 2, is diagnosed with rheumatoid arthritis, his father invents a portable hydrotherapy pump to provide pain-relieving hydrotherapy.



Jacuzzi soon became a household name thanks in part to repeated appearances on the national daytime television show, *Queen for a Day*, which boasted 20 million viewers. The Jacuzzi® Brand became an overnight sensation.

Through the years, the Jacuzzi® Brand has been awarded more than 700 patents, laying our foundation for unmatched hydrotherapy and leading to breakthroughs in jet engineering, design, and the technology.



With a foundation in health and wellness and a dedication to research and innovation, Jacuzzi continues to develop products that improve the lives of both high-performance athletes and everyday people while leading the industry as the most recognized brand in the world.

PERFORMANCE

Jacuzzi® premium products support the needs of high endurance athletes and teams who are committed to maintaining and improving their quality of life, both during and beyond their active careers through the power of hydrotherapy. Whether you're a professional athlete or a weekend warrior, Jacuzzi® products increase your ability to train, recover, relax and perform, harnessing water's natural ability to heal the mind, body and soul.

The Jacuzzi® Brand proudly partners with endurance athletes and professional teams around the world.



JANET EVANS
Olympian and World Cup Champion
Freestyle Swimmer



MIKE ERUZIONE
Captain of the Gold Medal-Winning
1980 Winter Olympic Hockey Team



AMY PURDY
Paralympic Snowboarder



TRACE WORTHINGTON
2X Olympian and U.S. Ski and
Snowboard Hall of Famer



MELISSA STOCKWELL
Paralympian and Former U.S. Army
Officer



MATT GREVERS
4X Olympic Gold Medalist and
3X World Champion Swimmer



JOEY MANTIA
Olympian and World Champion
Speed Skater



THURL BAILEY
Retired NBA Player and Inspirational
Speaker



STEVE NYMAN
Olympian and World Cup Ski Racer



TIM JITLOFF
2X Olympian and U.S. Ski Team
Member



KIMBERLEY MORRISON
Triathlete and Ironman Champion

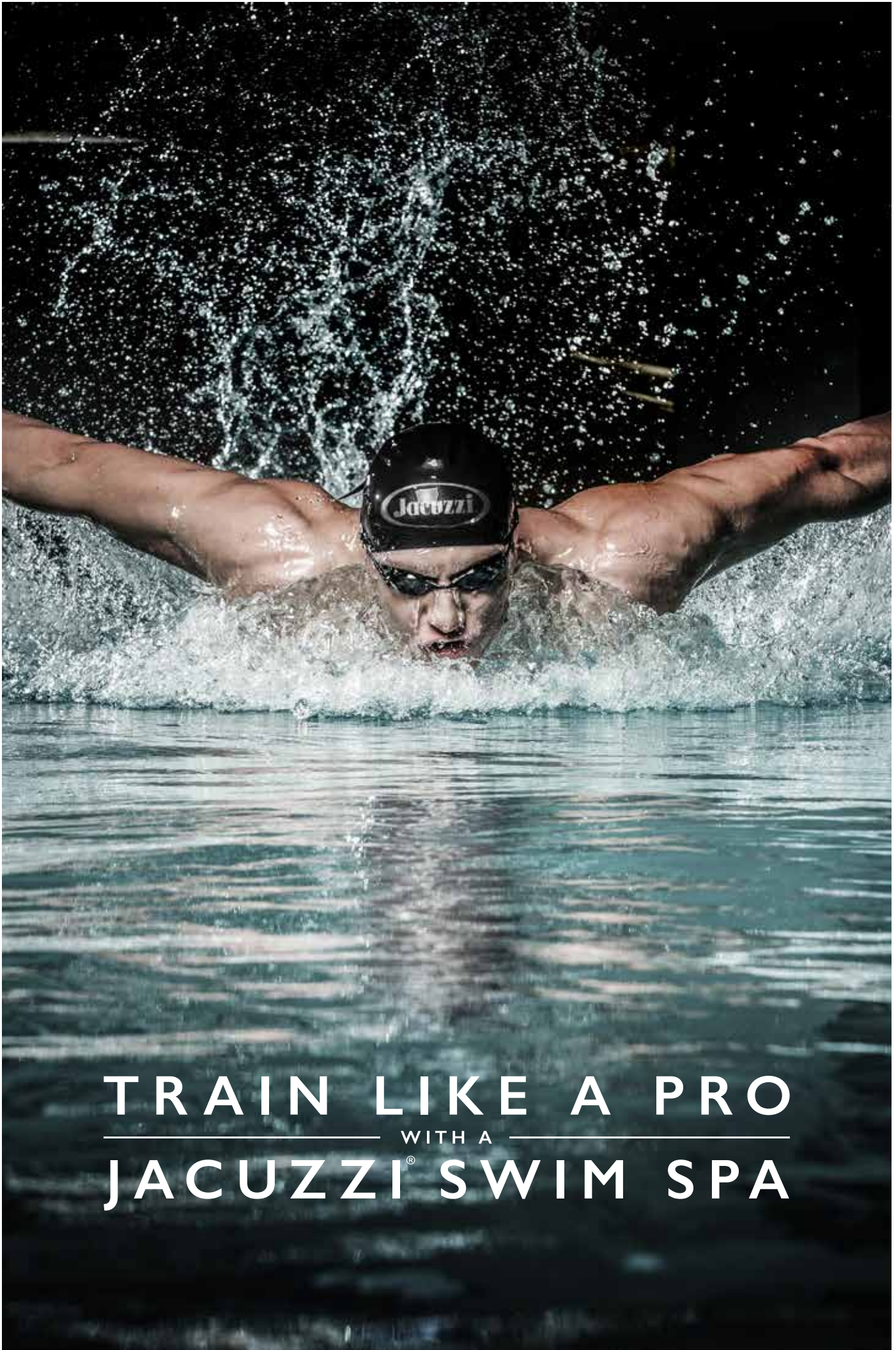


JASON LINDSAY
Professional Trainer



CYDNEY CLANTON
LPGA Pro





TRAIN LIKE A PRO
WITH A
JACUZZI® SWIM SPA

PRECISION SWIM

The best high-performance swim experience combines the latest aquatic technology with the expertise of Jacuzzi® PowerPro® Jets for a predictable swim.

BALANCED SWIM JETS ■

Adjustable flow of the swim jets produces consistently smooth water simultaneously, so that you can maintain a steady swim without being pushed out of your swim lane.

REFLECTIVE HIPS ■

A unique shell design incorporates hips to stop reflective waves, so you can always enjoy the perfect swim.

FLOW RETURN SUCTIONS ■

Suctions towards the back of the swim spa pull the flow of water for a more predictable current.

STEADYSWIM™ BUOYANCY JET



A unique buoyancy jet combines just the right amount of air with an extremely predictable current to help elevate you into the proper body position so you can focus on perfecting your stroke.



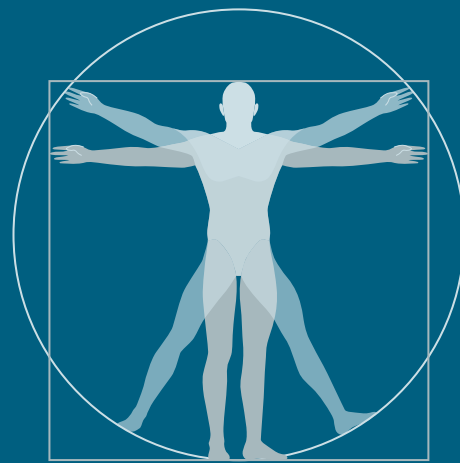
PRECISION SWIM

HYDROMASSAGE

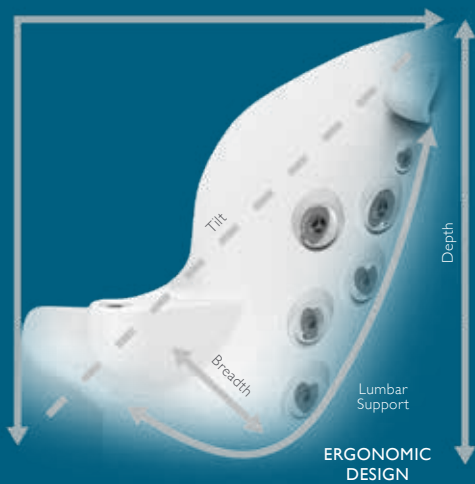
Through the combination of versatile PowerPro® Jets, and our ergonomically designed seats, our products deliver an adjustable high-flow, low-pressure hydromassage and a powerful swim experience.

ANTHROPOMETRIC DIMENSIONS

By studying the anthropometric dimensions of the 5th percentile of females and 95th percentile of males, we can design hydromassage based on the average dimensions of 90% of the population to deliver a personalized massage.



MUSCLE STRUCTURE
JET CONFIGURATION





ERGONOMIC SEATING

Seats designed to follow the contours of the body and recessed jets placed to perfectly match the muscle structure of the human form delivers a comfortable, premium hydromassage experience for most body types.

COMPLETE BALANCE

Using the Aqualibrium® Formula, each jet is individually calibrated to deliver the perfect balance of air and water, then precisely paired with the exact pump-to-jet ratio needed to ensure a balanced experience in each and every seat.





Jacuzzi® Swim Spas feature four seats designed to follow the contours of the body. Adjustable pillows and recessed PowerPro® jets placed to perfectly match key muscles used to swim deliver a comfortable, premium hydromassage experience.



HYDROMASSAGE



RX JET THERAPY SEAT



Targeting common swim muscles, the spinning RX jet seat delivers comforting **relief to the back and neck** utilizing the highest performance hydromassage the Jacuzzi® Brand offers.



FX THERAPY SEAT




Alleviating swimmer's soreness in the **neck, shoulders and back**, the full coverage massage seats delivers a deep, adjustable, rifling, spiral stream of air and water.

CLEAN WATER

We put the choice between chlorine or bromine systems with the power of UV-C technology.

CLEARRAY® UV-C TECHNOLOGY



Nature-inspired technology neutralizes pathogens



Provides a soft, silky feel to the water



Same technology used in bottled drinking water, aquariums, and hospitals

Sophisticated yet simple, our water management system is truly designed for ease of use and exceptional performance. Utilizing **CLEARRAY®** technology and multi-stage filtration, Jacuzzi® Brand technology makes it easy to maintain clean and clear water.





MULTI-STAGE FILTRATION PROCESS

Hydromassage Pump

Dedicated filtration cycles on hydrotherapy pump

Surface Skimmer Weir Door/ ProCatch™ Bag

Cleans surface, trapping floating and large debris for easy removal

Two 60 Sq. Ft. Pleated Cartridge

Removes large and small particles, giving you the cleanest water possible



CLEARRAY® UV-C TECHNOLOGY

Instantly clarifies the water:

- Nature-inspired ultraviolet light to neutralize pathogens in the water
- UV-C Technology has been used in the bottling and beverage industry, municipal water plants, hospitals, aquariums and more for years
- Neutralizes 99.9% of water-borne pathogens

CLEAN WATER



CLEARRAY® PRO₃TECT™ AUTOMATIC OXIDIZER (OPTIONAL)

Part of the CLEARARRAY® Water Management System, CLEARARRAY® PRO₃TECT™ supports a hands-free approach to water care for clean, clear water.

- Designed to work with CLEARARRAY® UV-C technology, automatically oxidizing impurities in the water
- This genuine Jacuzzi® part is specifically calibrated to work with the filtration system in your swim spa
- Upgrade any new PowerPro® or PowerActive™ swim spa to include a factory-installed CLEARARRAY® PRO₃TECT™ System

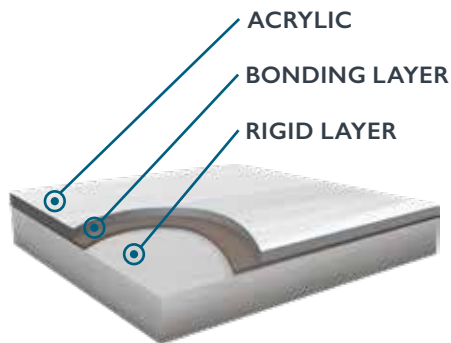
QUALITY

Jacuzzi® Swim Spas are designed for reliability, both inside and out. We believe that quality is only as good as the people, processes and parts behind the products. That's why our products are exceptionally engineered with the best materials to ensure a superior product.



ENERGY EFFICIENT ENGINEERING

The combination of a strong shell, foam insulation, SmartSeal® insulation, insulated floor and fully-adjustable venting help boost eco-efficiency.



PROFUSION™ SHELL

Three layers of material for a strong, scratch-resistant shell



FOAM INSULATION

An air, moisture, and sound barrier adding structural integrity to pipes



SMARTSEAL® TECHNOLOGY

Heat-reflecting insulation made for the coldest winters.

Reflective Hips

Shell design helps stop reflective waves for consistently smoother water

PowerPro® Jets

Adjustable high-flow, low pressure hydromassage

Superior ProLast™ Covers

Custom fit to lock in heat and improve energy efficiency and safety

Programmable Filtration

Efficient self-cleaning technology filters more water in less time

ProFusion™ Shell

Three layers for a strong, scratch-resistant shell

Galvanized Steel Frame

Designed for durability and increased structural support

Superior Foam Insulation

Retains heat, absorbs noise, and supports plumbing

Durable ProPolymer™ Base

Impervious to nature and moisture, and makes installation easy

QUALITY

INNOVATION

Bring the traditional gym workout into the backyard year-round with the versatility of a swim spa. From low-impact current resistance to ergonomically-designed therapy seats, you can create the perfect swim experience for any skill level.



WATERWATCH™ FITNESS TRACKING TOOL

The only swim watch made specifically for swim spas



TRACK AND ANALYZE RESULTS

- Monitor your performance (calories, distance, laps, interval times)
- Track heart rate with vibration feedback
- Measure fitness progress in real-time



IN-HOME GUIDANCE

- Water-proof guidance on your wrist
- Set goals and upload to a computer
- Work out in the convenience of home



COMPREHENSIVE FITNESS ALTERNATIVE

- Compete against others worldwide
- Use for swim and resistance training
- Designed for all fitness levels



POWERPRO[®]

COLLECTION





POWERPRO®

SWIM SPA COLLECTION

FEATURES:

- WaterWatch™ Accessory
- ProEndure™ Cabinetry
- Swim Selector Control
- ProTouch™ Control
- PowerPro® Jets
- PowerPro® DX Swim Blade
- SteadySwim™ Buoyancy Jet
- CLEARRAY® UV-C System
- Multi-stage filtration
- Quick Drain System
- Soft Stride mat
- Illuminated Waterfall
- Premium LED Lighting
- Adjustable Headrests
- Status Indicator Light
- Exterior Running Lights

OPTIONAL FEATURES:

- CLEARRAY® PRO₃TECT™ Ozone Generator
- 60 Amp GFCI With Sub-Panel Box
- Auxiliary Heater By-Pass Loop
- Solid State Frame Only - No Cabinet
- Rowing Kit
- 48" Exercise Bar
- Aquatic Fitness Package



PERFORMANCE

- Adjustable PowerPro® DX swim blades for every level, from beginners to triathletes
- SteadySwim™ buoyancy jet keeps swimmers aligned by elevating you into the proper body position
- An unprecedented 4 - 4Hp pumps produce a powerful velocity of water for premium swim blade and hydrotherapy performance




DESIGN

- A unique SmoothSwim™ shell design incorporates hips in the shell to stop reflective waves and keep you in your swim lane
- An exclusive swim selector control near the swim blades let you adjust your experience at the touch of a button, from swim current speed to preprogrammed workout mode
- Return suctions located at the opposite end of swim blades eliminate turbulence, producing a conveyor belt-like swim system for a smoother swim



EASE OF USE

- Soft Stride mats allow you to enter and exit the swim spa safely
- Stunning, durable, synthetic wood cabinetry with an at-a-glance status indicator light that changes colors when your swim spa needs attention
- Swim rails are always within reach



UNIT COST:
\$ 40,495 US

J-19 Power Pro™

DIMENSIONS *
 222 in x 93 in x 53 in
 564 cm x 236 cm x 135 cm

USABLE SWIM AREA
 148 in
 376 cm

DRY WEIGHT
 3,028 lbs.
 1,374 kg.

TOTAL FILLED WEIGHT
 22,948 lbs.
 10,412 kg.

AVERAGE SPA VOLUME
 2,378 US gallons
 9,038 liters

PUMP 1
 4HP/2SPD/12/1A (NA)
 3HP/2SPD/10/3A (EU/UK/AUS/NZ)

PUMP 2
 4HP/2SPD/10/3.5A (NA)
 3HP/2SPD/8.6/2.8A (EU/UK/AUS/NZ)

PUMP 3
 4HP/2SPD/10/3.5A (NA)
 3HP/2SPD/8.6/2.8A (EU/UK/AUS/NZ)

PUMP 4
 4HP/2SPD/10/3.5A (NA)
 3HP/2SPD/8.6/2.8A (EU/UK/AUS/NZ)



UNIT COST:
\$ 35,495 US

J-16 Power Pro™

DIMENSIONS *
 186 in x 93 in x 53 in
 472 cm x 236 cm x 135 cm

USABLE SWIM AREA
 112 in
 284 cm

DRY WEIGHT
 2,560 lbs.
 1,162 kg.

TOTAL FILLED WEIGHT
 19,394 lbs.
 8,799 kg.

AVERAGE SPA VOLUME
 2,010 US gallons
 7,638 liters


PUMP 1
 4HP/2SPD/12/1A (NA)
 3HP/2SPD/10/3A (EU/UK/AUS/NZ)

PUMP 2
 4HP/2SPD/10/3.5A (NA)
 3HP/2SPD/8.6/2.8A (EU/UK/AUS/NZ)

PUMP 3
 4HP/2SPD/10/3.5A (NA)
 3HP/2SPD/8.6/2.8A (EU/UK/AUS/NZ)

PUMP 4
 4HP/2SPD/10/3.5A (NA)
 3HP/2SPD/8.6/2.8A (EU/UK/AUS/NZ)

ACRYLIC OPTIONS



Porcelain




Platinum



Silver Pearl

CABINETRY COLORS




Gray



Brown

PROLAST™ COVERS



Gray



Sienna

*All swim spa dimensions are shown in: L x W x H.

POWERACTIVE™ COLLECTION





POWERACTIVE™

SWIM SPA COLLECTION

FEATURES:

- WaterWatch™ Accessory
- ProEndure™ Cabinetry
- ProTouch™ Control
- PowerPro® Jets
- PowerPro® AX Jet
- SteadySwim™ Buoyancy Jet
- CLEARRAY® UV-C System
- Multi-stage filtration
- Quick Drain System
- Soft Stride mat
- Illuminated Waterfall
- Premium LED Lighting
- Adjustable Headrests
- Status Indicator Light
- Exterior Running Lights

OPTIONAL FEATURES:

- CLEARRAY® PRO₃TECT™ Ozone Generator
- 50 Amp GFCI With Sub-Panel Box
- Auxiliary Heater By-Pass Loop
- Solid State Frame Only - No Cabinet
- Rowing Kit
- 48" Exercise Bar
- Aquatic Fitness Package



PERFORMANCE

- PowerPro® AX jets deliver a smooth, spacious current for in-place swimming
- SteadySwim™ buoyancy jet keeps swimmers aligned by elevating you into the proper body position
- Together, a 4Hp and 5Hp pump produce a strong velocity of water for quality swim current and hydrotherapy performance




DESIGN

- A unique SmoothSwim™ shell design stops reflective waves, so you can always enjoy the perfect swim
- A ProTouch™ control lets you turn on your swim jets and adjust your hydrotherapy experience at the tap touch of a button
- Return suction located at the opposite end of swim jets eliminate turbulence, producing a conveyor belt-like swim system for a smoother swim



EASE OF USE

- Soft Stride mats allow customer to enter and exit the swim spa safely
- Stunning, durable, synthetic wood cabinetry with an at-a-glance status indicator light that changes colors when your swim spa needs attention
- Swim rails are always within reach



UNIT COST:
\$ 33,495 US

J-19 Power Active™

DIMENSIONS *
 222 in x 93 in x 53 in
 564 cm x 236 cm x 135 cm

USABLE SWIM AREA
 148 in
 376 cm

DRY WEIGHT
 3,028 lbs.
 1,374 kg.

TOTAL FILLED WEIGHT
 22,948 lbs.
 10,412 kg

AVERAGE SPA VOLUME
 2,378 US gallons
 9,038 liters

PUMP 1
 4HP/2SPD/12/1A (NA)
 3HP/2SPD/10/3A (EU/UK/AUS/NZ)

PUMP 2
 5HP/1SPD/15A (NA)
 4HP/1SPD/12.7A (EU/UK/AUS/NZ)



UNIT COST:
\$ 28,495 US

J-16™

DIMENSIONS *
 186 in x 93 in x 53 in
 472 cm x 236 cm x 135 cm

USABLE SWIM AREA
 112 in
 284 cm

DRY WEIGHT
 2,560 lbs.
 1,162 kg.


TOTAL FILLED WEIGHT
 19,394 lbs.
 8,799 kg.

AVERAGE SPA VOLUME
 2,010 US gallons
 7,638 liters

PUMP 1
 4HP/2SPD/12/1A (NA)
 3HP/2SPD/10/3A (EU/UK/AUS/NZ)

PUMP 2
 5HP/1SPD/15A (NA)
 4HP/1SPD/12.7A (EU/UK/AUS/NZ)

ACRYLIC OPTIONS



Porcelain



Platinum



Silver Pearl

CABINETRY COLORS




Gray



Brown

PROLAST™ COVERS



Gray



Sienna

*All swim spa dimensions are shown in: L x W x H.

ACCESSORIES



FLOATING COVER WITH TIE DOWNS

Keep your swim spa warm and ready for use, prevent unwanted debris, and conserve energy with a secure floating cover with tie downs. To be used in conjunction with the Alaskan safety cover.



4-TIER AQUA STEP

Made with long-lasting, weather-resistant materials, steps that match your Jacuzzi® Swim Spa make it easy to enter and exit the water.

FITNESS OPTIONS




AQUA-ROWING KIT

A combination of stainless steel oars and rubber bands attach to swivel anchors allowing you to accomplish the full rowing motion. This is an excellent upper body and abdominal workout.



AQUA FITNESS PACKAGE

The addition of this fitness package turns any swim spa into an aquatic universal gym. The resistance bands add another dimension to your workout and can be used anywhere in your swim spa within the exercise or swim tank area.



48" EXERCISE BARS

The addition of this wall mounted option allows you to use the swim spa for any rehabilitation or just provide balance when completing aquatic fitness programs.



Jacuzzi® Swim Spas are engineered to be the most energy efficient swim spa in the world. Offering the perfect alternative to a traditional swimming pool, swim spas are the perfect way to swim, workout, or just have fun all year long.



Cañon Grande 7720
Col. La Estanzuela
Monterrey, N.L. 64984

T. (81) 8625 5000
info@artexa.com

**Artexa Experience
& Desing Center Mexico City**

Homero 1433 Mezzanine
Col. Polanco II Secc.,
Delegación Miguel Hidalgo,
Ciudad de México 115440
citas@artexa.com